



EVALUACION GENETICA NACIONAL RAZA HOLANDO MARZO 2010

Aspectos a remarcar de la presente edición de la Evaluación Genética Nacional de Ganado Holando.

SECCIONES: Esta comunicación esta compuesta por tres grupos de padres evaluados.

La **Sección I** presenta padres evaluados por características de producción y tipo, nacidos **a partir del año 1989**.

La **Sección II** presenta padres evaluados solamente por características de producción, nacidos **a partir del año 1989**.

La **Sección III** presenta padres evaluados por características de producción y/o tipo, nacidos **antes del año 1989**.

Para que la información de un padre sea publicada en cualquiera de las secciones deberá contar con una Repetibilidad mínima de 0,6 y tener al menos 10 hijas en 3 o más rodeos.

Los valores genéticos para las características de producción están expresados en **Diferencia Esperada en la Progenie (DEP)**, que equivale a la mitad del valor de cría del animal. Las unidades utilizadas son kilogramos para la producción de leche y kilogramos y porcentaje para los componentes grasa y proteína.

Los valores genéticos para las características de tipo se expresan en **Valor Genético Estandarizado (VGE)**, el cual indica cuantos desvíos estándares se desvía de la media de dicha características el valor genético del animal.

La base genética considerada es el valor genético promedio para cada característica de las hembras nacidas en el **año 2005**

cuyo registro ha sido considerado para esta edición de la evaluación.

ABREVIATURAS UTILIZADAS:

DEP:	Diferencia Esperada en la Progenie
Rep:	Repetibilidad
Per:	Percentil
NR:	No. de rodeos
NH:	No. de Hijas
G%:	DEP para Grasa expresada en porcentaje.
P%:	DEP para Proteína expresada en porcentaje
Per%:	Percentil en la que se encuentra el valor genético de grasa o proteína expresado en porcentaje.
CF:	Calificación Final
EC:	Estructura y Capacidad
PP:	Patas y Pezuñas
SM:	Sistema Mamario
UA:	Ubre Anterior
UP:	Ubre Posterior
CL:	Carácter Lechero
EST:	Estatura
TRD:	Tren Delantero
TAM:	Tamaño
ANCP:	Ancho de Pecho
PRF:	Profundidad Corporal
FRL:	Fortaleza de Lomo
CIZQ:	Colocación de Izquiones
AIZQ:	Ancho Izquiones
PEZ:	Angulo de pezuña
HUE:	Calidad de Hueso
CUR:	Curvatura de patas
PROF:	Profundidad de Ubre
TEX:	Textura de Ubre
LIGM:	Ligamento Medio
INS:	Inserción Anterior
COLP:	Colocación de pezones
LARP:	Largo de pezones
ALT:	Altura Inserción posterior
ANC:	Ancho Inserción posterior
COLP:	Colocación de pezones
FLECH:	Forma Lechera



EVALUACION GENETICA PRELIMINAR NACIONAL RAZA HOLANDO 2010

Sección 1 - Toros Evaluados para Características de Producción y Tipo

	AÑO	LECHE					GRASA					PROTEINA					CARACTERISTICAS TIPO																
		DEP	Rep	Per	NR	NH	DEP	Rep	Per	G%	Per%	NR	NH	DEP	Rep	Per	P%	Per%	NR	NH	CF	Rep	Per	NR	NH	EC	GR	PP	SM	UA	UP	CL	
SA2866	AGRIPRIZE NICOLAS -ET	1992	28	0.94	61	43	221	7.1	0.88	94	0.12	98	22	93	0.0	0.88	63	-0.1	50	23	97	-0.21	0.76	59	13	53	0.41	0.01	1.59	0.27	0.41	0.48	-0.22
S000590	ALPINA RAPTURE	1998	24	0.81	60	14	71	1.0	0.62	67	0.02	76	7	22	-0.0	0.65	63	0.03	88	8	25	2.11	0.69	97	6	51	2.24	0.99	1.87	1.48	1.55	1.30	1.33
0135222	ALTAGEN BENCHCRAFT	1994	-38	0.94	44	31	239	1.3	0.79	68	0.02	76	14	47	-2.7	0.79	42	-0.05	14	14	47	0.16	0.67	67	11	37	0.36	1.29	-0.33	-0.36	-0.75	0.28	-0.03
SA2260	ALTAGEN CHESTER ETM	1990	-107	0.95	27	24	233	-1.1	0.91	53	0.06	90	15	128	-2.3	0.91	45	0.03	88	15	132	0.51	0.73	74	5	46	2.80	-1.20	1.28	-0.16	0.75	-0.53	1.20
S000097	APPOLOUS ORIGINAL-ET	1998	188	0.87	91	32	101	2.2	0.67	74	-0.07	11	16	29	4.3	0.70	88	-0.04	20	17	33	0.51	0.60	74	7	26	0.10	-0.51	0.92	0.75	0.41	0.63	0.62
S000137	ART-ACRES EMORY STAR KAY-ET	1995	97	0.93	77	19	196	-6.6	0.67	19	-0.12	1	9	28	-3.8	0.70	33	-0.03	28	9	31	2.65	0.82	99	7	88	3.69	1.47	2.09	2.11	2.00	2.89	1.79
S000273	BARBEE-M JUROR ITO-ET	1995	221	0.84	94	13	84	7.3	0.76	95	-0.01	54	9	51	5.8	0.78	93	-0.01	50	9	55	1.56	0.64	94	5	36	1.83	1.33	1.19	1.56	1.04	1.57	1.64
S000160	BEACHLAWN GELPRO TOBEY-ET	1991	252	0.97	96	64	419	2.5	0.94	75	-0.09	5	36	252	6.7	0.94	95	-0.03	28	37	265	2.44	0.84	98	19	104	0.35	3.03	3.60	1.42	1.68	1.70	2.78
S000002	BEACHLAWN TAM CH VALIANT -ET	1995	155	0.95	87	45	272	-1.1	0.91	53	-0.06	16	25	149	4.6	0.92	89	0.04	92	25	155	0.11	0.63	66	5	30	-0.76	1.38	0.01	0.24	0.99	-0.56	-0.21
SB2338	BEAUCOISE BLACK KING	1991	57	0.99	68	119	1043	3.3	0.97	79	0.09	95	55	374	-0.2	0.97	60	0.01	74	56	378	1.36	0.88	92	28	150	-1.31	1.56	1.40	0.86	0.05	1.74	0.74
SB2331	BEAUCOISE BLACK RANGER	1990	274	0.93	97	35	164	4.3	0.88	84	-0.02	45	18	85	2.8	0.87	79	-0.04	20	16	76	2.10	0.72	97	4	43	0.48	2.07	2.22	1.82	2.09	1.67	1.18
SB2850	BENNER PRAIRIE	1994	139	0.97	85	60	445	-2.2	0.90	46	-0.07	11	23	116	0.9	0.90	68	-0.03	28	23	121	0.99	0.66	86	10	31	2.06	-0.39	0.01	1.18	0.74	0.88	0.72
S000257	BENNER RUATY	1996	91	0.89	76	24	128	11.9	0.77	99	0.12	98	10	47	5.2	0.79	92	0.04	92	11	51	1.12	0.69	88	7	36	1.84	-0.10	1.87	1.39	1.30	1.70	2.53
S000284	BESHORE FORM JETER-ET	1997	249	0.97	96	52	458	1.3	0.93	68	-0.10	3	25	233	7.8	0.94	97	0.02	83	26	252	1.70	0.75	95	9	57	-0.45	3.16	-1.82	2.12	3.39	0.71	1.96
S000357	BOSSIDE RONALD	1997	117	0.91	81	23	164	10.6	0.79	98	0.04	85	14	56	7.3	0.81	96	-0.02	38	14	57	0.71	0.74	79	10	55	0.34	0.36	1.39	0.72	0.06	1.61	0.88
SB2849	BRAEDALE ADVANTAGE	1993	126	0.93	82	25	156	-3.8	0.90	36	-0.12	1	15	102	-1.1	0.90	55	-0.08	3	16	106	0.53	0.67	75	8	33	-0.43	0.45	1.45	1.24	0.29	1.40	-0.08
S000431	BRILEA LM FINNIGAN	1997	-66	0.89	37	25	138	4.9	0.73	87	0.04	85	9	44	3.1	0.74	81	0.01	74	9	44	2.39	0.73	98	10	51	-0.47	0.36	0.94	3.06	3.65	2.45	2.07
S000149	BROAD COVE GOLDENGATE	1995	15	0.96	58	53	378	8.5	0.93	97	0.12	98	33	217	5.1	0.94	91	0.06	97	32	217	-0.20	0.85	59	20	124	0.09	-1.15	0.68	-0.01	-0.41	0.36	-0.66
SC2717	CAERNARVON JAY -ET	1992	215	0.94	94	44	192	6.5	0.87	92	-0.01	54	25	86	4.5	0.88	89	-0.05	14	25	90	1.17	0.82	89	16	78	0.29	0.07	1.69	2.83	2.08	3.07	1.63
SC2845	CALBRET MAYERS DUSTY	1993	53	0.95	67	32	232	-2.9	0.86	41	-0.09	5	16	71	2.7	0.86	79	-0.01	50	16	70	0.90	0.73	84	7	45	1.45	1.06	-1.06	1.63	0.71	1.93	0.57
S000256	CALBRETT ALTA LEGIONAIRE	1996	251	0.91	96	17	152	-1.2	0.64	53	-0.14	0	6	24	1.3	0.67	71	-0.09	2	7	27	1.04	0.71	87	6	44	1.07	-3.34	-0.76	1.18	1.95	1.09	1.71
S000612	CALBRETT CAPTAIN	1999	194	0.92	92	33	204	2.7	0.79	76	0.01	70	8	66	4.1	0.81	87	0.01	74	8	71	1.40	0.64	92	9	30	-0.07	0.73	0.36	0.98	0.85	1.00	2.24
0156249	CARBONERO 23 JUROR RODOLFO	2001	81	0.93	74	31	220	9.0	0.81	97	0.05	87	11	70	-0.5	0.83	59	-0.14	0	11	73	1.90	0.71	96	7	43	1.31	0.65	2.34	2.07	2.66	1.20	1.13
S000453	CARNATION FREEDON-CRI-ET	1997	44	0.87	65	20	115	4.4	0.72	85	0.05	87	10	44	2.6	0.74	78	0.01	74	10	47	0.95	0.75	85	10	57	0.44	-1.57	-0.51	1.01	1.37	0.52	0.59
S000050	CAROL PRELUDE MTOTO -ET	1993	218	0.80	94	11	35	12.0	0.72	99	0.04	85	9	27	4.6	0.73	89	-0.08	3	9	28	1.76	0.65	95	5	34	0.50	2.58	0.93	1.00	0.97	0.99	0.95
SC3064	CATALPA ELTON BRAVO	1994	158	0.96	87	42	333	0.6	0.89	63	-0.06	16	23	125	3.9	0.89	85	0.00	63	23	130	1.07	0.73	87	11	52	0.15	-0.36	2.14	2.18	2.50	1.11	1.11
SC2732	CHANCE MASCOT LB ADAM -ET	1992	100	0.93	78	22	175	2.8	0.74	77	0.02	76	6	35	4.1	0.74	86	0.07	98	7	36	0.63	0.60	77	4	21	-1.29	-1.26	-0.18	1.56	1.75	1.80	0.70
S000437	CLINITA ZACK FREDERICK-ET	1997	134	0.87	84	19	125	5.3	0.73	88	-0.03	37	7	48	3.9	0.76	86	-0.05	14	8	54	0.93	0.80	84	4	82	0.14	-1.22	0.56	0.96	0.91	0.88	1.16
S000260	CLOVER-MIST LUXURY-ET	1995	-113	0.87	26	26	106	2.4	0.79	75	0.12	98	14	55	-1.7	0.79	50	0.03	88	14	54	2.89	0.60	99	9	25	1.33	1.84	1.91	2.64	1.85	2.71	2.12
S000355	COMESTAR EXPORT	1997	123	0.92	82	16	197	8.2	0.83	96	0.10	96	8	81	4.6	0.83	89	0.01	74	8	82	4.04	0.78	99	7	68	1.32	1.62	1.62	4.65	4.51	4.38	2.48
SC2335	COMESTAR LEADER	1990	117	0.99	81	118	944	5.0	0.97	87	0.03	81	68	481	4.6	0.97	90	0.02	83	67	492	1.29	0.94	90	44	345	0.21	-0.37	1.87	0.96	1.05	0.50	1.03



EVALUACION GENETICA PRELIMINAR NACIONAL RAZA HOLANDO 2010

Sección 1 - Toros Evaluados para Características de Producción y Tipo


		LECHE					GRASA					PROTEINA					CARACTERISTICAS TIPO															
		DEP	Rep	Per	NR	NH	DEP	Rep	Per	G%	Per%	NR	NH	DEP	Rep	Per	P%	Per%	NR	NH	CF	Rep	Per	NR	NH	EC	GR	PP	SM	UA	UP	CL
SC2715 COMESTAR LEE	1992	76	0.97	73	71	423	7.6	0.95	95	0.12	98	42	209	2.1	0.95	75	0.01	74	41	212	2.43	0.87	98	26	120	1.75	1.79	0.78	1.45	3.03	-0.20	3.06
S000250 COMESTAR LHEROS	1996	293	0.74	98	12	40	3.9	0.66	82	-0.10	3	7	25	10.1	0.70	99	0.00	63	8	30	1.78	0.68	96	10	62	2.29	3.59	1.86	1.29	0.88	2.13	2.91
SC2846 COMESTAR OUTSIDE	1994	111	0.83	80	17	55	10.2	0.78	98	0.07	92	14	41	2.2	0.79	75	-0.05	14	14	42	2.94	0.65	99	8	35	3.95	4.10	2.99	2.34	2.16	1.86	0.77
SC2716 COMESTAR TOP GUN	1993	3	0.97	55	48	467	0.8	0.94	65	0.03	81	25	203	2.0	0.94	74	0.03	88	25	210	0.87	0.90	83	17	170	3.00	1.05	2.20	0.33	0.52	-0.39	2.19
SC2554 CORLEE NEDRA AEROSTAR BONUS	1992	255	0.97	96	44	480	5.6	0.93	90	-0.04	30	16	183	7.4	0.94	96	-0.01	50	17	190	1.09	0.91	87	18	187	0.76	-0.21	3.58	1.05	0.96	1.41	0.33
S000254 COVISTA BRISTER	1996	248	0.85	96	7	73	5.6	0.77	90	-0.01	54	4	45	7.7	0.78	97	0.01	74	4	47	2.28	0.67	98	3	32	1.25	2.24	3.09	1.51	0.81	2.40	2.45
S000286 DE-KA-ACRES SPENCR ECONO-ET	1994	134	0.96	84	37	339	3.6	0.92	80	-0.01	54	24	192	3.9	0.93	86	-0.02	38	24	201	0.94	0.79	85	7	80	-1.22	1.74	0.31	1.78	2.04	0.86	0.60
SD2462 DINOMI MELWOOD TOUCH	1990	277	0.92	97	24	138	4.4	0.78	84	-0.06	16	9	47	5.2	0.80	92	-0.05	14	11	54	0.35	0.76	71	6	65	-1.98	-1.83	-1.54	0.42	1.14	0.60	0.49
S000101 DIXIE-LEE-AARON-ET	1994	-86	0.86	32	12	69	-5.3	0.82	27	-0.10	3	10	59	3.7	0.83	84	0.06	97	10	58	1.68	0.73	95	8	48	-0.47	-0.79	2.27	2.99	2.29	2.56	0.87
0131957 DON LEON 1142 CHAIRMAN GOLD	1994	208	0.93	93	20	167	0.0	0.92	60	-0.14	0	10	131	3.6	0.92	84	-0.04	20	11	132	0.00	0.79	63	5	76	-0.04	2.27	-1.05	-0.01	-0.49	0.35	-0.99
0136223 DON LEON 1384 ROEBUCK	1995	-23	0.90	48	11	120	3.3	0.88	79	0.04	85	8	89	2.4	0.88	77	0.04	92	8	87	0.26	0.74	69	3	57	-1.12	-1.35	-1.79	0.16	0.34	0.14	-0.52
S000029 DONNANDALE MAGNET	1994	219	0.95	94	43	304	9.9	0.87	98	0.07	92	20	97	3.3	0.87	82	-0.06	9	21	99	1.24	0.72	90	13	49	1.54	1.99	1.22	1.16	0.11	2.41	1.61
SE2743 EASTVIEW INFLUENCE MATTIE G	1992	249	0.89	96	13	74	7.1	0.80	94	0.00	62	8	28	8.4	0.80	98	0.03	88	8	27	0.84	0.69	82	3	16	0.74	-1.72	1.95	0.32	0.73	0.50	1.86
SE2275 EASTVIEW MEADOWLORD -ET	1990	131	0.90	83	28	114	10.9	0.76	98	0.14	98	13	40	6.4	0.77	95	0.03	88	13	42	2.44	0.68	98	10	49	1.86	-0.71	2.39	1.97	1.61	1.58	2.43
SE2444 EL-PINE GLOW COHORT -ET	1991	148	0.94	86	20	214	6.9	0.72	94	0.06	90	7	36	1.7	0.71	73	-0.06	9	6	34	-1.34	0.79	30	6	71	-0.22	-0.56	-1.28	-1.01	-0.99	-0.82	-0.94
SE2774 END ROAD MASCOT MAJIC -ET	1992	80	0.94	73	34	224	2.9	0.84	77	0.03	81	15	73	2.1	0.84	75	0.04	92	14	72	1.47	0.74	93	10	48	0.64	-0.21	3.38	0.84	1.07	1.16	2.63
S000138 GLEN-TOCTIN JUROR BETA-ET	1995	100	0.92	78	13	164	6.7	0.68	93	0.03	81	7	29	4.9	0.71	91	0.01	74	8	33	0.96	0.71	85	6	47	1.50	1.75	1.35	0.71	1.44	0.25	0.81
0154449 GRILLO 821 WINCHESTER PUPI -TE	2000	-14	0.95	51	21	261	-1.4	0.91	51	0.00	62	7	160	-2.0	0.91	48	-0.01	50	8	165	-0.11	0.85	61	7	114	-1.37	-0.17	-2.09	0.61	0.12	0.81	-0.81
0162264 GRILLO 871 RUBENS MERCENARIO	2003	10	0.72	57	4	38															0.44	0.60	73	4	27	1.45	0.88	-0.42	-0.19	-0.33	0.51	-1.19
SH2769 HA-HO CUBBY MANFRED-ET	1991	324	0.88	99	10	35	7.3	0.83	95	-0.07	11	8	28	8.2	0.83	98	-0.05	14	8	28	0.33	0.71	70	4	26	-0.02	0.82	-0.50	-0.06	-0.38	0.68	0.82
S000432 HAMMINGVIEW MARSTON	1999	193	0.87	91	19	112	12.6	0.79	99	0.05	87	13	59	9.0	0.80	99	-0.03	28	13	61	3.62	0.80	99	14	87	-0.16	1.96	2.41	4.09	2.94	5.78	2.46
SH2960 HANALEE CONCERTO	1993	33	0.95	62	28	264	9.6	0.90	98	0.15	99	11	117	3.8	0.90	85	0.03	88	12	123	2.76	0.75	99	3	54	2.75	0.14	2.50	2.82	2.22	3.22	3.02
SH2711 HANOVER-HILL MIRAGE-ET	1992	-145	0.92	19	40	148	-0.8	0.84	55	0.12	98	19	68	-4.3	0.85	30	0.04	92	20	71	-0.84	0.64	45	7	29	0.83	-0.51	-0.93	-1.84	-0.77	-2.68	-1.00
SH2461 HARDYS CAPTN MYSTERIOUS -ET	1990	115	0.98	80	49	502	0.9	0.94	65	-0.07	11	26	195	6.1	0.95	94	0.02	83	26	218	-0.12	0.86	61	8	121	-0.70	1.93	-1.17	-0.28	-1.00	0.43	0.02
S000057 HARTLINE AEROSTAR THEO	1993	284	0.92	97	27	186	6.8	0.86	93	-0.01	54	16	104	6.7	0.88	95	0.00	63	16	111	-0.23	0.70	59	6	44	-1.73	-1.48	-1.19	0.53	-0.01	0.75	-0.93
S000300 HC-GEN UTAH-ETS	1998	290	0.87	98	21	109	7.9	0.64	96	0.05	87	8	27	7.6	0.66	97	0.04	92	8	29	1.67	0.75	95	8	66	1.78	-0.79	3.84	0.67	0.17	1.36	4.08
0141660 HEATHERSTONE MEDALLION	1996	-99	0.98	29	74	563	-2.8	0.90	42	0.02	76	33	145	-0.6	0.91	58	0.03	88	32	154	0.35	0.87	71	17	126	-1.29	0.61	-0.46	1.05	-0.35	3.00	0.75
0141659 HEATHERSTONE-DR MAGICIAN -ET	1996	8	0.98	56	93	943	-1.0	0.94	53	-0.06	16	41	221	1.9	0.94	74	0.01	74	41	231	0.65	0.84	78	18	102	0.12	0.33	1.41	0.83	0.71	0.79	0.63
SH2619 HOLMES-VIEW MARK STAR	1991	73	0.92	72	26	149	2.8	0.90	76	0.01	70	20	119	0.8	0.90	68	-0.01	50	20	121	0.58	0.80	76	8	78	1.97	0.49	1.21	-0.25	-0.60	0.53	1.17
S000470 HOWVALE BELLWOOD DIAL-ET	1995	354	0.87	99	12	110	4.7	0.80	86	-0.09	5	9	68	5.9	0.81	94	-0.07	6	9	71	0.34	0.80	71	6	76	1.19	-2.39	-0.57	0.95	0.16	1.63	1.37
0120910 INDEPENDENCIA ASTRO J KARLOS	1990	-196	0.92	8	7	121	0.6	0.91	63	0.21	99	4	106	-7.8	0.91	9	0.03	88	4	101	-1.78	0.82	24	4	75	0.49	-0.94	0.10	-2.85	-1.50	-3.55	-2.16



EVALUACION GENETICA PRELIMINAR NACIONAL RAZA HOLANDO 2010

Sección 1 - Toros Evaluados para Características de Producción y Tipo

		LECHE					GRASA					PROTEINA					CARACTERISTICAS TIPO																
		DEP	Rep	Per	NR	NH	DEP	Rep	Per	G%	Per%	NR	NH	DEP	Rep	Per	P%	Per%	NR	NH	CF	Rep	Per	NR	NH	EC	GR	PP	SM	UA	UP	CL	
0119421	INDEPENDENCIA ASTROJET SIUL	1990	-83	0.98	33	66	707	1.3	0.94	68	0.09	95	27	196	-3.3	0.92	37	-0.1	50	23	153	-0.39	0.82	55	12	84	0.61	-2.21	-1.29	-0.32	-0.29	-0.46	-0.85
0118850	INDEPENDENCIA JETHRO GUION	1990	-210	0.86	6	4	66															0.42	0.75	72	3	53	-0.30	0.18	-1.33	0.02	-0.31	-0.12	0.01
SJ2661	J-L-G GRANDSLAM -ET	1992	132	0.95	83	40	171	6.0	0.93	91	0.02	76	31	135	4.1	0.93	86	-0.02	38	33	142	1.12	0.82	88	16	78	0.37	2.37	1.40	0.57	0.14	0.62	0.05
S000172	J-MOR ELTON GRANGER-ET	1995	62	0.80	69	9	52															-0.41	0.65	55	4	32	-1.26	-1.40	-0.69	0.20	1.16	-0.41	-0.06
SJ2660	JEFFANA AEROSTAR APOLLO -ET	1991	-136	0.96	21	44	336	-5.2	0.88	27	0.04	85	18	84	-2.4	0.88	45	0.09	99	19	84	-1.04	0.80	36	7	71	-1.33	-0.46	0.85	-1.46	-0.15	-2.24	-2.07
SJ2659	JO-WAL CUBBY METRO-ET	1992	146	0.81	86	10	32	-0.6	0.77	56	-0.10	3	9	27	3.7	0.77	84	-0.02	38	9	26	0.75	0.63	80	3	17	1.31	0.14	1.06	0.34	1.12	-0.28	0.86
0132631	JUANCHO 383 CHIEF MARK ELTON	1994	60	0.96	69	50	303	-2.7	0.85	42	-0.05	23	16	65	-2.2	0.85	45	-0.01	50	17	66	-0.21	0.71	59	8	42	0.37	0.52	-0.86	-0.38	-1.63	0.53	0.41
S000280	KCK BARDALE BLASTOFF-ET	1997	157	0.87	87	16	103	3.6	0.72	80	-0.07	11	8	40	5.8	0.75	93	-0.01	50	8	45	3.22	0.71	99	7	45	0.77	0.43	1.84	4.83	3.30	5.15	4.05
SK2280	KED JUROR -ET	1990	320	0.92	99	11	52	11.6	0.89	99	-0.05	23	9	42	8.0	0.89	98	-0.08	3	9	44	2.02	0.84	97	7	54	1.92	1.17	2.33	1.72	2.39	1.06	2.36
S000287	KEIDEL BELLWOOD SATURN-ET	1996	229	0.90	95	20	159	4.0	0.76	83	-0.01	54	10	52	4.9	0.79	90	0.02	83	10	57	0.90	0.68	84	3	35	0.59	-0.21	-0.93	2.21	2.05	1.95	1.14
SK2577	KEMVIEW VANETAS VISION	1991	106	0.89	79	17	91	7.2	0.86	94	0.08	94	11	76	-1.2	0.87	55	-0.08	3	11	77	1.75	0.76	95	10	79	0.99	-0.12	2.11	1.29	2.44	0.50	0.29
S000584	KOLHORNER ARCHI	2000	267	0.82	97	15	81															-0.36	0.62	56	4	30	-1.58	0.68	0.31	-0.28	-0.17	-0.09	0.61
0130089	KORTUS PRIMETIME -ET	1993	140	0.99	85	141	1486	-2.0	0.97	47	-0.07	11	64	442	1.2	0.97	70	-0.01	50	60	446	0.79	0.94	81	38	297	-0.24	0.55	0.42	0.83	1.57	-0.06	-0.03
S000378	KRBYVL MEPRON-ET	1998	106	0.88	79	23	128	5.7	0.63	90	0.02	76	9	25	6.5	0.65	95	0.02	83	10	26	0.96	0.83	85	10	99	0.86	-0.24	1.07	0.88	2.01	-0.05	1.23
S000252	LA PRESENTATION AEROCERF	1997	-10	0.91	52	37	170	3.7	0.84	81	0.07	92	21	83	-0.1	0.85	62	-0.03	28	21	85	1.96	0.80	96	12	79	2.26	2.47	1.50	2.23	1.16	2.93	1.80
S000478	LA PRESENTATION AEROWORLD	1998	59	0.92	68	24	207	-1.6	0.77	50	-0.05	23	9	53	0.7	0.78	68	-0.03	28	9	54	2.29	0.69	98	8	38	1.53	-0.22	0.32	3.27	2.87	2.93	1.85
S000369	LA PRESENTATION DOMINO	1998	185	0.84	90	12	70	3.4	0.74	80	0.00	62	6	45	4.2	0.76	87	0.02	83	6	48	1.03	0.63	87	4	29	0.73	-0.33	0.39	0.91	1.60	-0.32	-0.73
0164372	LA RINCONADA 03 MTOTO MIGUEL	2003	72	0.86	72	16	115															1.44	0.70	92	7	46	0.03	0.63	-0.24	1.02	0.60	1.06	0.72
S000207	LADYS-MANOR WARRIOR-ET	1995	208	0.95	93	26	266	16.9	0.91	99	0.18	99	13	141	5.7	0.91	93	-0.02	38	13	142	1.87	0.65	96	8	30	0.67	1.44	2.25	1.53	1.99	1.37	2.27
S000285	LANG-NORRBOM LORD DANTE-ET	1997	93	0.94	76	24	242	4.1	0.83	83	0.00	62	11	88	2.6	0.84	78	-0.05	14	11	88	0.86	0.81	83	10	89	0.99	-0.57	1.25	1.24	1.91	0.96	1.14
S000187	LANGACRES CONGO-ET	1995	179	0.93	90	33	215	1.4	0.88	68	-0.06	16	24	128	4.1	0.89	86	-0.02	38	24	144	-0.21	0.67	59	9	41	-0.89	-0.30	-0.41	-0.33	0.88	-0.65	-0.21
SL2390	LANGS-TWIN MUCH MORE -ET	1990	68	0.93	71	23	151	0.4	0.78	63	-0.03	37	10	46	0.1	0.79	64	-0.02	38	10	47	0.68	0.74	78	6	52	-0.08	0.32	2.51	0.27	0.79	0.07	0.23
S000574	LANGS-TWIN-B JET-ET	1999	301	0.76	98	5	52															1.63	0.65	94	3	34	-0.56	0.18	0.23	2.16	2.15	1.69	1.63
S000133	LATUCH EAIC BRITT-ET	1994	239	0.98	95	52	654	6.1	0.95	91	-0.04	30	35	327	12.1	0.96	99	0.05	95	35	350	0.24	0.85	69	12	109	0.83	-0.65	1.05	-0.63	-0.76	0.10	0.16
SL2622	LENZWAY TESK RUBYTRAE -ET	1991	-85	0.93	32	37	157	-6.6	0.90	20	-0.06	16	23	103	-6.2	0.90	17	-0.03	28	23	104	0.93	0.80	84	12	74	1.27	-0.53	-0.79	1.70	1.40	1.46	-0.48
S000348	LESPERRON DAYLIGHT	2001	119	0.83	81	13	67	10.6	0.80	98	0.10	96	10	57	6.9	0.80	96	0.01	74	10	57	0.89	0.65	83	7	31	0.69	1.30	2.15	0.67	0.91	0.31	0.02
S000609	LEXVOLD CORINTH CRI-ET	1999	300	0.65	98	4	26															1.95	0.62	96	3	26	0.42	-0.58	1.71	2.54	2.05	2.42	1.46
S000127	LOCUST-RIDGE EMORY CALEB-ET	1995	319	0.94	98	22	230	5.9	0.83	91	-0.13	0	14	77	4.4	0.85	88	-0.12	0	14	80	3.62	0.87	99	9	149	4.19	2.68	3.05	2.60	1.58	3.26	3.00
SL2915	LONDONDALE LMAN MAGNUM-ET	1991	192	0.93	91	30	182	6.1	0.81	91	-0.09	5	12	55	8.2	0.83	98	-0.05	14	13	59	-0.87	0.69	44	7	34	-1.23	-2.35	-0.56	-0.95	-1.88	-0.23	-0.60
SL2336	LONG-HAVEN SAMBO -ET	1990	215	0.99	94	156	1378	-0.3	0.97	58	-0.11	2	70	497	2.8	0.98	80	-0.05	14	68	498	1.05	0.89	87	37	158	-0.70	-0.86	-2.16	2.29	2.78	1.25	2.16
SL2265	LOOSLEA BSTAR MARCEL -ET	1990	220	0.98	94	66	534	11.4	0.93	99	0.08	94	28	179	6.7	0.93	95	0.01	74	28	186	0.10	0.90	66	17	157	0.69	-0.29	-0.01	0.16	-0.94	0.77	0.25



EVALUACION GENETICA PRELIMINAR NACIONAL RAZA HOLANDO 2010

Sección 1 - Toros Evaluados para Características de Producción y Tipo

	LECHE	GRASA					PROTEINA								CARACTERISTICAS TIPO																	
		DEP	Rep	Per	NR	NH	DEP	Rep	Per	G%	Per%	NR	NH	DEP	Rep	Per	P%	Per%	NR	NH	CF	Rep	Per	NR	NH	EC	GR	PP	SM	UA	UP	CL
SL2502 LOUBEL DOUBLE PLAY	1991	230	0.88	95	16	83	-3.2	0.78	40	-19	0	10	46	0.7	0.79	68	-10	1	10	46	1.09	0.67	87	8	42	0.50	2.16	-0.17	0.69	0.02	2.01	1.17
SL3051 LYSTEL LEDUC -ET 6193092	1994	91	0.79	76	10	25	10.1	0.76	98	0.09	95	9	23	3.7	0.76	84	0.02	83	9	22	0.22	0.63	68	4	22	4.40	3.60	-0.43	-0.48	-1.12	1.03	0.92
SM3063 MACY-L MASCOT JEFF-ET	1992	42	0.85	64	9	68	1.9	0.75	72	-0.03	37	4	34	3.8	0.75	85	0.01	74	4	34	0.13	0.60	66	4	26	-0.62	1.01	1.49	0.38	-0.87	1.24	0.39
SM2631 MALOYA LEO	1991	-49	0.95	42	47	229	1.7	0.91	70	0.11	97	23	112	-3.2	0.91	38	0.00	63	23	112	0.52	0.81	75	15	68	0.02	-0.80	0.93	0.03	0.11	-0.14	-0.08
SM2504 MALOYA LONDON	1991	44	0.97	65	84	447	-2.5	0.91	45	-0.01	54	27	130	-5.3	0.91	23	-0.08	3	27	130	-1.21	0.84	32	15	92	-0.71	-1.78	-1.85	-1.47	-1.76	-1.52	-1.56
SM2617 MARGENE BLACKSTAR FRED	1991	129	0.86	83	18	54	6.6	0.85	93	0.06	90	16	49	3.9	0.85	85	0.00	63	16	50	-0.48	0.67	54	7	32	0.40	0.41	-0.74	-0.39	-0.35	-0.36	1.32
SM2844 MARKWELL ELWIN -ET	1991	38	0.94	63	31	195	6.2	0.87	92	0.12	98	16	86	1.3	0.87	71	0.02	83	15	89	-1.69	0.74	25	8	50	-0.35	0.58	-2.69	-2.26	-2.54	-1.52	-1.68
SM2713 MARKWELL ENCORE -ET	1991	100	0.98	78	87	754	2.1	0.94	73	-0.02	45	32	205	0.5	0.94	66	-0.04	20	32	207	0.47	0.86	73	17	111	2.02	1.41	-0.54	0.03	0.01	-0.31	-0.03
S000038 MARKWELL NOBEL -ET	1995	-62	0.95	38	39	253	-4.2	0.91	33	0.00	62	23	141	-2.4	0.92	45	0.01	74	23	151	1.02	0.83	86	18	101	-0.18	0.26	0.14	1.36	0.62	1.03	-0.08
0130724 MAYERS CONAN JOSHUA	1993	-12	0.98	51	58	852	5.2	0.97	88	0.12	98	32	477	-2.1	0.97	46	-0.01	50	30	483	0.95	0.87	85	16	135	2.12	2.00	-1.01	1.00	1.75	0.32	1.64
0125810 MAYGA 2175 BRENT 1006 PETE TIDY	1990	-63	0.92	38	30	141	-3.2	0.86	40	-0.01	54	12	68	-7.5	0.84	10	-0.08	3	11	61	0.59	0.60	76	8	35	0.54	-1.16	0.04	0.24	-0.03	0.11	-0.07
0126186 MAYGA 2225 DAVID 180 BLACKSTAR	1991	151	0.99	86	188	2043	1.4	0.98	69	-0.08	7	83	788	1.4	0.98	72	-0.05	14	83	689	0.37	0.96	71	60	458	0.18	-0.43	-0.02	0.46	0.06	0.57	1.43
0125809 MAYGA 2415 EDEONARD 109	1991	29	0.97	61	55	383	0.8	0.93	64	0.00	62	23	149	-2.0	0.92	47	-0.02	38	24	133	0.82	0.77	82	10	61	0.89	0.00	1.50	0.16	0.78	0.47	0.80
0154431 MC ALISTER 11 LUKE WINCHESTER	2000	179	0.82	90	6	59	7.4	0.81	95	0.03	81	5	56	3.4	0.82	83	-0.03	28	6	58	2.71	0.65	99	4	32	0.54	0.40	1.79	2.79	2.95	1.64	1.34
SM2959 MEADOW BRIDGE DEROY	1994	220	0.95	94	48	292	6.3	0.89	92	0.00	62	22	111	2.6	0.90	79	-0.06	9	22	114	1.42	0.76	92	9	57	0.77	0.66	1.47	1.50	1.23	1.42	1.31
SM2961 MEADOW BRIDGE MARKEM	1994	164	0.96	88	25	343	0.8	0.86	65	-0.10	3	12	82	3.6	0.87	84	-0.04	20	12	86	1.98	0.86	97	8	118	2.23	0.14	1.12	1.96	1.42	2.59	2.67
S000237 MERIT BEALINE-ET	1997	79	0.96	73	48	346	-2.4	0.87	45	-0.07	11	18	105	3.4	0.87	83	0.04	92	17	107	-0.33	0.75	57	9	53	-0.47	-0.43	0.04	-0.41	-0.37	-0.08	0.01
SM2734 MIKLIN GALAXY-ET	1992	77	0.89	73	17	103	5.2	0.79	88	0.08	94	11	53	4.0	0.80	86	0.04	92	11	56	1.20	0.61	89	6	32	0.63	-0.48	2.04	1.32	1.64	1.54	1.11
S000253 MILEY GILBERT-ET	1995	324	0.96	99	38	346	11.6	0.93	99	0.02	76	25	201	7.7	0.93	97	-0.03	28	26	212	1.69	0.90	95	21	194	1.37	-1.91	-0.35	2.16	1.09	2.75	1.98
SM3103 MISS-SPRINGWALK M MASTER	1993	-32	0.90	46	13	130	-3.2	0.84	39	-0.02	45	11	80	0.1	0.85	63	0.05	95	11	86	1.55	0.61	94	6	25	-0.62	0.43	1.30	2.21	1.50	2.08	1.95
S000325 MISTY-CREST CARMEN-ET	1996	-123	0.90	23	21	141	1.7	0.76	71	-0.03	37	10	52	2.5	0.77	78	0.00	63	10	53	-1.02	0.73	37	7	56	-0.76	-0.44	-3.32	-0.51	-1.26	0.21	0.02
S000110 MOODY - MEADOWS SLCM CODY -	1995	55	0.89	68	27	117	14.3	0.70	99	0.20	99	8	31	5.0	0.72	91	0.01	74	8	33	-0.58	0.63	52	6	29	0.62	0.95	0.88	-0.58	-0.39	-0.36	-0.33
S000218 MR HEATHERSTONE JAYVEE-ET	1996	243	0.82	96	11	62	0.9	0.77	65	-0.12	1	9	46	3.8	0.78	85	-0.07	6	9	48	3.49	0.68	99	7	39	1.56	3.47	0.87	3.32	2.29	4.48	2.96
0122298 OAK RIDGES GALSTAR	1990	104	0.99	78	160	1520	1.5	0.97	69	-0.01	54	62	385	1.5	0.96	72	0.02	83	55	335	0.52	0.90	75	32	173	1.18	-0.84	1.16	-0.01	-0.14	-0.19	0.48
SO2633 OLIVEHOLME AEROLINE	1991	50	0.98	66	68	474	2.0	0.97	73	0.01	70	42	325	1.9	0.97	74	-0.01	50	42	328	2.25	0.92	98	26	218	1.46	0.52	2.37	2.58	2.09	2.64	2.24
0156804 P.B. LEE DUMONT -TE	2001	-177	0.91	12	39	157	7.8	0.76	96	0.31	99	15	43	-2.8	0.78	42	0.08	98	16	50	0.73	0.66	80	9	32	0.97	0.82	0.23	-0.07	0.46	-0.50	0.46
SP2879 PARADISE R SLATER -ET	1993	245	0.94	96	29	202	4.9	0.84	87	-0.01	54	13	73	3.9	0.85	85	-0.03	28	13	75	2.12	0.74	97	6	53	-0.11	1.16	2.71	3.28	2.97	3.06	1.59
S000077 PARADISE-R INT TULLY-ET	1995	163	0.94	88	36	237	1.2	0.81	68	-0.10	3	12	59	4.1	0.82	86	-0.05	14	13	65	0.93	0.61	84	8	26	1.50	1.62	0.41	0.41	0.26	0.90	1.07
SP2978 PASEN MOUNTAIN MAGIC TCG -ET	1994	240	0.93	95	29	196	13.6	0.88	99	0.04	85	18	108	12.5	0.89	99	0.02	83	18	108	-0.18	0.80	59	10	85	1.16	3.40	1.15	-0.62	-0.94	-0.42	1.02
SP2333 PEARTOME SKYDOME	1991	152	0.93	86	37	165	5.7	0.82	90	0.06	90	11	53	-0.4	0.82	59	-0.07	6	10	52	0.09	0.78	66	11	63	0.24	-0.66	-0.97	-0.16	0.08	-0.11	-0.57
S000231 PECKENSTEIN BENDER	1997	127	0.85	83	13	78	3.0	0.81	78	-0.04	30	11	61	2.9	0.81	80	-0.03	28	11	62	2.05	0.66	97	6	37	1.30	-1.17	1.46	2.70	2.21	2.52	3.08



EVALUACION GENETICA PRELIMINAR NACIONAL RAZA HOLANDO 2010

Sección 1 - Toros Evaluados para Características de Producción y Tipo

		LECHE					GRASA					PROTEINA					CARACTERISTICAS TIPO															
		DEP	Rep	Per	NR	NH	DEP	Rep	Per	G%	Per%	NR	NH	DEP	Rep	Per	P%	Per%	NR	NH	CF	Rep	Per	NR	NH	EC	GR	PP	SM	UA	UP	CL
S000141 PLUSHANSKI THOR CUTTER-ET	1992	109	0.82	79	9	55	1.9	0.78	72	-0.02	45	7	47	6.2	0.78	94	0.05	95	7	48	-0.06	0.64	62	4	30	1.77	1.19	0.79	-0.12	-0.39	0.54	0.71
0121813 PORONGUERO 5365 VALIANT POLO	1991	-174	0.99	12	143	1255	-5.4	0.97	26	0.02	76	51	370	-3.8	0.96	34	0.04	92	47	351	-0.43	0.91	55	30	199	-0.49	-0.83	-1.53	-0.21	-0.46	0.43	-0.51
0121817 PORONGUERO 5367 VALIANT	1991	-226	0.95	5	48	218	-7.9	0.84	14	0.02	76	16	67	-8.1	0.84	6	0.02	83	13	64	0.36	0.69	71	14	38	-0.09	-1.04	0.68	-0.05	0.25	0.36	-0.25
0121818 PORONGUERO 5369 VALIANT POLO	1991	-169	0.95	13	33	233	-4.4	0.88	31	0.05	87	15	94	-6.2	0.88	18	0.01	74	15	96	-0.34	0.75	56	12	53	0.60	-0.44	-0.10	-0.34	-0.86	0.07	0.44
0121972 PORONGUERO 5370 VALIANT	1991	-117	0.92	25	11	145															-0.36	0.80	56	4	71	-0.06	-2.81	0.03	-0.31	-0.02	-0.23	-0.87
0126254 PORONGUERO 5511 JESS SERE	1992	-147	0.83	18	9	55	-6.8	0.74	19	-0.03	37	4	31	-7.3	0.74	11	-0.05	14	4	31	-1.18	0.64	33	5	30	0.04	1.14	-2.25	-1.13	-0.81	-1.77	-2.18
0141155 PORONGUERO 5982 BELLWOOD	1997	181	0.98	90	88	877	10.1	0.94	98	0.02	76	22	223	9.1	0.94	99	0.02	83	23	230	-0.90	0.93	43	20	250	0.64	-0.04	1.47	-0.66	-0.35	-0.73	1.10
0161197 PORONGUERO 6664 DERRY ZULEMO	2002	190	0.73	91	10	42															1.18	0.63	89	5	31	1.28	1.51	0.13	1.57	1.24	1.49	1.25
0161549 PORONGUERO 6682 DERRY NICO -TE	2002	-46	0.72	42	8	40															1.54	0.64	93	3	32	2.10	2.03	1.08	1.01	0.87	1.28	1.88
S000143 PYRAMID-MW BW SHELBURNE-ET	1996	-17	0.88	50	17	111	2.7	0.85	76	0.06	90	13	88	0.5	0.85	66	0.01	74	13	89	0.86	0.64	83	5	29	0.76	-0.70	-0.22	0.90	1.52	0.95	1.59
0130813 QUALITY PRELUDE FRID	1992	197	0.99	92	76	1067	8.6	0.97	97	0.04	85	34	437	-0.0	0.97	63	-0.11	0	36	454	-1.02	0.84	37	12	115	-1.73	-0.21	0.73	-0.58	-0.28	-1.06	0.32
S000010 RALENA BULLET -ET	1993	221	0.89	94	20	112	6.3	0.84	92	-0.02	45	13	73	3.6	0.85	84	-0.06	9	12	80	1.82	0.60	96	5	29	1.18	0.53	2.90	0.84	2.08	0.16	0.72
S000337 REGANCREST DIFFERENCE-ET	1998	242	0.87	96	15	101	1.5	0.82	69	-0.08	7	12	71	6.9	0.83	96	0.02	83	12	73	2.32	0.78	98	9	81	4.08	2.70	2.98	2.06	2.47	1.21	2.05
SR3035 REGANCREST ELTON DANTE -ET	1994	112	0.88	80	11	87	7.2	0.85	95	0.08	94	11	69	5.9	0.85	94	0.05	95	11	69	0.94	0.73	85	6	45	3.35	1.39	1.45	0.89	1.88	-0.19	0.91
S000128 REGANCREST JUROR BOND-ET	1996	102	0.88	78	22	114	12.4	0.80	99	0.06	90	17	60	5.7	0.82	93	-0.02	38	17	65	0.64	0.75	77	10	58	0.98	-0.59	0.63	0.35	0.15	0.21	1.01
S000054 RI MARK AEROSTAR MISSILE -ET	1991	-47	0.98	42	65	694	0.1	0.96	60	0.03	81	43	419	-0.6	0.97	58	0.02	83	43	433	0.42	0.88	72	16	147	-0.90	-0.62	0.99	1.22	1.40	1.05	0.23
SR3104 RICECREST EMERSON-ET	1994	186	0.82	90	14	43	7.7	0.77	96	-0.01	54	12	33	9.6	0.77	99	0.01	74	12	34	-0.16	0.64	60	6	27	-0.01	-0.16	-0.31	0.07	-0.26	0.83	0.27
S000621 RICECREST FIDEL-ET	1998	70	0.74	71	16	54															-0.29	0.69	58	9	48	0.19	-0.26	-2.39	0.86	0.33	1.70	0.02
SR2787 RICECREST MARTY -ET	1993	-19	0.93	49	28	135	2.2	0.91	73	0.03	81	21	103	1.7	0.91	73	-0.01	50	21	105	1.66	0.82	94	9	52	-0.10	0.58	1.04	1.63	1.45	1.73	0.58
S000148 RICECREST MONDAY-ET	1996	99	0.90	77	25	146	2.0	0.81	72	0.02	76	12	70	3.7	0.82	85	0.04	92	12	72	0.79	0.76	81	10	63	0.24	0.59	-1.51	0.54	-0.32	1.74	1.34
S000608 RIETBEN CHARGE	1999	94	0.67	76	6	31															0.40	0.67	72	4	36	-0.39	0.69	-0.86	0.54	0.70	0.45	-0.63
SR2620 RO-DENE AERO FENELLA ICE -ET	1991	9	0.88	56	16	86	-0.9	0.87	54	-0.05	23	15	76	-1.0	0.88	56	-0.03	28	15	80	0.15	0.72	67	5	54	0.11	-1.76	-0.40	0.23	0.92	-0.19	0.28
SR2159 ROBTHOM INTEGRITY -ET	1990	257	0.94	97	42	170	6.8	0.92	94	-0.03	37	34	138	5.1	0.93	91	-0.06	9	34	142	2.51	0.85	98	22	111	2.48	2.21	3.28	1.76	1.05	1.82	2.12
SR2264 ROCKY-VU EMPEROR -ET	1990	247	0.99	96	118	1202	1.6	0.97	70	-0.10	3	59	382	4.0	0.97	86	-0.06	9	58	385	1.30	0.94	91	27	292	-0.30	0.50	2.50	0.94	1.04	0.52	0.97
S000311 RODENBERG NUCLEAR-ET	1997	-268	0.87	2	20	111	-9.0	0.78	7	-0.07	11	10	54	-3.8	0.80	33	0.03	88	11	59	1.19	0.63	89	6	30	-0.30	0.83	3.20	1.15	1.34	1.54	1.35
SR2500 ROTHROCK LUCIUS -ET	1991	45	0.98	65	81	533	-0.9	0.95	54	-0.02	45	35	222	-1.7	0.95	50	-0.03	28	37	227	2.33	0.82	98	18	87	-0.16	-1.02	3.57	3.33	2.44	3.50	1.82
SR2714 ROYCEDALE ACADEMY	1991	-14	0.94	51	33	187	-2.7	0.68	42	-0.01	54	12	27	-0.3	0.69	60	0.03	88	12	27	1.70	0.80	95	9	72	1.63	-0.58	1.28	1.69	2.16	1.06	1.65
0146384 RUANN 2800 MANDEL HELIACO -TE	1998	82	0.97	74	66	428	0.4	0.86	62	-0.03	37	24	99	2.4	0.88	77	-0.02	38	26	107	1.48	0.80	93	16	79	0.83	0.40	-1.26	2.05	1.58	2.44	1.58
0146755 RUANN 2886 MANDEL PATO -TEI	1998	64	0.95	70	41	266	-0.7	0.84	55	-0.15	0	13	74	3.5	0.84	83	-0.06	9	13	74	0.11	0.65	66	5	29	-0.97	-2.00	-0.70	0.64	0.40	0.40	0.17
0146757 RUANN 2888 PRESCOTT TITO -TEI	1998	53	0.95	67	27	297	-1.4	0.85	51	-0.11	2	10	91	0.8	0.86	68	-0.06	9	11	98	0.10	0.71	66	3	46	-0.32	0.94	1.10	-0.77	-0.28	-0.88	0.44
0151201 RUANN 3309 BELLWOOD RA -TEI	1999	91	0.88	76	23	115	5.4	0.68	89	-0.01	54	7	27	7.7	0.69	97	0.06	97	8	29	-0.15	0.69	60	5	37	0.34	-1.12	0.52	0.01	-1.24	0.45	0.88



EVALUACION GENETICA PRELIMINAR NACIONAL RAZA HOLANDO 2010

Sección 1 - Toros Evaluados para Características de Producción y Tipo

		LECHE					GRASA					PROTEINA					CARACTERISTICAS TIPO																
		DEP	Rep	Per	NR	NH	DEP	Rep	Per	G%	Per%	NR	NH	DEP	Rep	Per	P%	Per%	NR	NH	CF	Rep	Per	NR	NH	EC	GR	PP	SM	UA	UP	CL	
0143198	SAN ALBERTO LIEUTENANT BEEKY	1997	-87	0.93	32	8	164	2.2	0.91	73	0.07	92	7	133	1.3	0.91	71	0.04	92	7	136	-0.26	0.60	58	3	28	2.04	-1.40	0.90	-0.38	-0.14	-0.65	-0.27
0148835	SAN ALBERTO SKYBUCK ASTRO JET	1999	-298	0.88	1	8	101	-3.9	0.86	35	0.06	90	6	82	-6.4	0.87	17	0.03	88	6	88	-0.98	0.80	39	3	91	0.40	-0.78	0.68	-2.03	-2.87	-1.39	-0.31
0128504	SAN ALBERTO STARBUCK FLAME -TE	1993	-204	0.97	7	21	361	-3.1	0.94	40	0.06	90	9	199	-2.7	0.94	42	0.08	98	8	195	-1.03	0.80	37	3	80	-0.76	-2.07	-2.02	-1.01	-1.14	-1.56	-0.88
0149907	SAN ALBERTO STORM ELEVATION	1999	-248	0.93	3	11	198	-0.9	0.91	54	0.15	99	9	159	-2.6	0.92	42	0.08	98	9	162	1.09	0.87	87	3	139	-0.85	0.60	-0.06	1.12	1.96	0.76	0.38
S000130	SANDY-VALLEY ADDIAS-ET	1994	66	0.92	70	23	160	0.4	0.88	63	0.04	85	18	105	2.3	0.89	77	0.08	98	18	108	1.58	0.70	94	10	44	-0.23	1.50	0.05	2.30	2.06	2.00	1.58
S000419	SANDY-VALLEY FRONTIER-ET	1998	-160	0.81	15	10	66	-1.9	0.76	47	0.08	94	8	48	-1.3	0.76	53	0.10	99	8	47	-0.07	0.68	62	6	37	0.72	-0.58	1.22	-0.55	-0.47	0.50	0.92
S000410	SANDY-VALLEY TREDWAY-ET	1998	310	0.83	98	10	76	15.0	0.77	99	0.07	92	7	54	12.3	0.79	99	0.05	95	7	57	0.73	0.70	80	3	47	1.47	-2.61	1.98	0.63	0.56	1.06	1.70
0152981	SERRANO DEMAND MARCO	2000	-30	0.95	47	51	312	-4.6	0.87	31	-0.08	7	19	123	0.2	0.88	64	0.01	74	20	128	-2.96	0.76	14	8	60	1.37	0.74	-2.69	-3.29	-3.41	-2.80	-1.67
0154783	SERRANO MARTY PATRON -TE	2000	-30	0.89	47	17	124	4.3	0.82	84	0.11	97	5	67	-0.6	0.82	58	0.00	63	5	68	-0.08	0.68	62	6	38	-0.22	0.48	0.81	-0.39	-0.36	0.11	0.02
0135594	SERRANO TESK 1464	1995	-72	0.96	36	75	346	4.2	0.87	84	0.16	99	27	86	-2.5	0.88	43	0.03	88	29	91	0.41	0.66	72	9	33	0.05	-1.08	-0.34	0.42	-0.11	0.54	0.51
SS2843	SHOREMAR JAMES	1993	-60	0.95	39	47	307	4.4	0.94	85	0.12	98	31	247	2.9	0.95	80	0.07	98	30	248	2.13	0.87	97	20	162	1.27	1.55	0.16	2.34	1.91	2.02	1.51
SS2334	SHOREMAR MASON	1990	224	0.95	94	51	240	3.2	0.90	79	-0.06	16	32	108	8.7	0.91	98	0.03	88	36	113	2.31	0.84	98	19	92	1.59	2.20	1.66	1.99	0.88	3.72	3.48
SS2330	SHOREMAR MILAN	1991	83	0.91	74	29	104	2.4	0.85	75	0.02	76	17	65	0.8	0.84	68	-0.01	50	17	60	1.06	0.69	87	11	52	1.09	2.79	-0.19	1.02	1.01	0.80	0.68
SS2860	SIEMERS LEADING DICTATOR -ET	1991	-58	0.94	39	37	236	4.1	0.88	84	0.11	97	16	102	0.8	0.89	68	0.04	92	16	105	0.30	0.78	70	12	62	0.40	0.36	-1.35	0.28	0.39	0.25	0.35
S000272	SILDAHL BW DUTCH BOY-ET	1996	117	0.80	81	9	56	12.2	0.73	99	0.11	97	6	38	7.0	0.74	96	0.07	98	6	41	2.37	0.61	98	3	33	0.98	0.90	1.21	1.54	1.90	1.69	1.68
SS2957	SILKY COUSTEAU	1994	85	0.91	74	30	136	6.7	0.87	93	0.00	62	19	97	3.2	0.87	82	-0.08	3	20	98	3.76	0.76	99	13	89	3.41	4.92	2.70	3.10	1.69	4.19	3.44
SS2958	SILKY GIBSON	1994	35	0.91	62	24	123	10.3	0.89	98	0.11	97	17	99	5.5	0.89	92	0.03	88	17	101	2.98	0.78	99	6	89	3.30	3.73	1.34	2.03	2.43	1.41	3.44
SS2635	SILVERRIDGE NICOLAS	1992	2	0.94	54	26	188	1.2	0.88	67	-0.01	54	15	88	2.2	0.89	75	0.01	74	15	90	-0.52	0.76	53	8	57	-0.40	-0.12	-2.25	-0.13	-1.17	0.59	-0.01
S000081	SRB COLLINS ROYAL HUGO	1995	-140	0.94	20	19	272	8.0	0.84	96	0.27	99	9	83	2.1	0.84	75	0.15	99	9	85	-2.81	0.75	15	4	61	-4.10	-3.14	-2.37	-1.52	-2.38	-0.05	-1.93
SS2507	STARTMORE ROCKET	1991	-38	0.97	44	63	356	3.9	0.89	82	0.12	98	18	99	0.4	0.89	66	0.05	95	18	97	0.51	0.80	74	14	67	0.89	0.02	1.31	0.32	0.68	0.06	0.57
SS2636	STARTMORE ROYALIST	1991	10	0.99	57	100	830	2.1	0.96	73	0.05	87	47	323	2.7	0.96	79	0.06	97	46	324	0.41	0.92	72	27	236	-0.28	-1.74	-0.21	0.58	1.19	0.17	0.27
SS2501	STARTMORE RUDOLPH	1991	143	0.93	85	27	48	5.0	0.89	88	0.00	62	20	30	5.5	0.90	92	0.01	74	20	31	1.58	0.82	94	9	22	1.98	0.41	0.19	1.43	1.42	1.01	1.31
SS3050	SULLY ELTON ALLAN -ET	1995	4	0.96	55	50	358	6.8	0.88	93	0.08	94	26	96	3.7	0.88	84	0.03	88	27	99	0.00	0.75	63	13	54	2.50	1.14	-0.73	0.05	1.06	-0.67	-0.08
S000435	SUMMERSHADE IGNITER	1995	133	0.85	84	12	95	10.5	0.77	98	0.11	97	9	53	5.2	0.78	91	-0.01	50	9	53	2.43	0.78	98	10	95	1.28	1.28	1.81	2.49	3.86	1.35	1.86
S000151	SUMMERSHADE INQUIRER	1995	128	0.91	83	33	146	11.9	0.83	99	0.04	85	19	62	8.1	0.83	98	-0.02	38	20	61	2.23	0.81	97	20	79	0.60	1.27	1.69	2.04	2.88	1.50	2.05
S000200	SUNSHINE-D-P M PATRIOT-ET	1996	256	0.96	96	44	429	9.4	0.90	97	-0.05	23	28	154	12.3	0.91	99	0.00	63	29	165	0.10	0.71	66	8	50	-0.32	-3.31	1.80	-0.13	-0.55	0.59	-0.03
ST2918	TALON PLEASANT HOPE TCG -ET	1992	-14	0.96	51	48	327	0.5	0.92	63	0.06	90	35	186	1.4	0.93	71	0.07	98	36	193	0.97	0.64	85	7	35	0.74	2.25	1.38	1.21	-0.27	2.33	0.16
S000617	TAYACRES MARTY POP-ET	1999	7	0.62	56	5	27															0.56	0.64	76	3	32	0.22	0.13	0.85	0.22	0.61	0.66	-0.11
S000036	TEMPLDALE GONDOLA	1995	223	0.98	94	71	595	10.1	0.93	98	0.05	87	35	212	4.2	0.94	87	-0.02	38	36	223	0.45	0.83	73	16	95	0.77	0.25	0.19	-0.44	-0.77	-0.44	1.15
S000229	TESK-HOLM BOURDEAUX-ET	1996	130	0.94	83	25	279	9.5	0.89	98	0.11	97	16	134	6.1	0.90	94	0.03	88	16	143	3.06	0.75	99	9	54	1.69	0.34	2.03	3.42	2.53	3.62	3.15
S000233	TIDY-BROOK SUMMERWOOD-ET	1996	60	0.79	69	7	47	2.1	0.75	73	0.02	76	5	38	0.9	0.76	68	-0.04	20	5	39	1.74	0.61	95	5	24	2.46	0.15	0.91	1.99	1.69	1.70	1.99



EVALUACION GENETICA PRELIMINAR NACIONAL RAZA HOLANDO 2010

Sección 1 - Toros Evaluados para Características de Producción y Tipo

		LECHE					GRASA					PROTEINA					CARACTERISTICAS TIPO															
		DEP	Rep	Per	NR	NH	DEP	Rep	Per	G%	Per%	NR	NH	DEP	Rep	Per	P%	Per%	NR	NH	CF	Rep	Per	NR	NH	EC	GR	PP	SM	UA	UP	CL
S000188 VAN-ACRES SHADY-WAY NIKE	1996	296	0.94	98	23	240	0.3	0.88	61	-15	0	17	129	5.3	0.90	92	-0.06	9	18	141	0.89	0.71	83	5	45	-0.49	0.10	1.36	0.96	1.38	0.33	0.53
S000058 WA DEL MARCEL -TW	1995	267	0.97	97	45	398	6.4	0.93	92	0.01	70	30	220	6.4	0.93	95	0.02	83	31	227	0.63	0.68	77	10	36	0.68	-1.28	1.19	0.56	0.12	1.13	1.66
S000360 WALKERBRAE LOGISTIC	1997	236	0.87	95	21	105	4.4	0.68	84	-12	1	9	30	6.5	0.71	95	-0.06	9	9	33	1.47	0.70	93	7	42	2.60	0.96	0.51	0.66	0.74	0.95	2.10
S000056 WEAVERLINE BENCH EDDIE -ET	1993	58	0.84	68	22	84	14.1	0.65	99	0.10	96	9	27	3.4	0.67	83	-0.06	9	9	28	2.86	0.72	99	11	64	-0.06	-0.05	2.26	2.90	2.93	2.44	3.05
SW2435 WELCOME GOLD -ET	1991	212	0.95	93	49	250	3.6	0.91	81	-0.04	30	24	132	7.5	0.92	97	0.03	88	25	135	-0.15	0.69	60	11	39	-1.11	0.27	-0.84	0.24	0.83	-0.35	0.50
SW3073 WIL-HART ALVIN -ET	1994	7	0.90	56	29	148	-1.4	0.65	51	-0.02	45	12	31	-2.1	0.67	47	-0.04	20	13	33	0.63	0.68	77	8	41	-0.65	-0.54	1.79	0.66	0.28	1.73	0.39
S000150 WINDEMERE JAMBOREE	1994	-19	0.93	49	35	208	9.8	0.85	98	0.16	99	19	78	1.9	0.85	74	0.00	63	19	78	1.49	0.67	93	13	34	1.09	2.96	0.28	1.43	0.52	2.49	2.16



EVALUACION GENETICA NACIONAL RAZA HOLANDO 2010

Sección 1 - Toros Evaluados para Características de Producción y Tipo - Lineales

	VALOR GENETICO ESTANDARIZADO									EC				GR		PP			SM			UA			UP			CL		
	CF	Rep	EC	GR	PP	SM	UA	UP	CL	EST	TRD	TAM	ANCP	PRF	FRL	CIZQ	AIZQ	PEZ	HUE	CUR	PROF	TEX	LIGM	INS	COLP	LARP	ALT	ANC	COLP	FLECH
SA2866 AGRIPRIZE NICOLAS -ET	-0.21	0.76	0.41	0.01	1.59	0.27	0.41	0.48	-0.22	0.04	-0.80	0.01	1.22	0.65	-1.81	0.71	1.61	-0.07	-0.71	2.00	-2.32	-0.18	-1.14	1.23	-0.28	0.47	-0.77	1.25	2.05	-0.17
S000590 ALPINA RAPTURE	2.11	0.69	2.24	0.99	1.87	1.48	1.55	1.30	1.33	2.58	2.34	3.05	1.53	2.06	1.99	-0.93	0.52	1.06	0.99	-1.82	1.10	2.12	-0.33	1.23	1.28	-1.96	2.18	-0.62	0.34	1.50
0135222 ALTAGEN BENCHCRAFT	0.16	0.67	0.36	1.29	-0.33	-0.36	-0.75	0.28	-0.03	1.28	-1.27	0.75	-1.18	-0.48	0.70	1.42	1.32	-2.40	1.12	2.38	0.53	2.37	1.83	-0.20	-0.23	-0.72	1.41	-0.24	0.86	0.38
SA2260 ALTAGEN CHESTER ETM	0.51	0.73	2.80	-1.20	1.28	-0.16	0.75	-0.53	1.20	2.23	3.52	3.28	1.32	2.37	-2.23	-2.65	0.89	-0.13	2.48	0.26	0.74	2.62	0.99	0.59	1.59	-3.56	-1.15	-0.60	1.22	1.22
S000097 APPOLOUS ORIGINAL-ET	0.51	0.60	0.10	-0.51	0.92	0.75	0.41	0.63	0.62	0.54	-0.46	0.31	-2.34	-1.95	0.37	-0.96	0.24	-0.49	1.97	0.42	-1.38	1.48	0.18	-0.72	0.83	-0.57	1.78	0.00	-0.06	0.67
S000137 ART-ACRES EMORY STAR	2.65	0.82	3.69	1.47	2.09	2.11	2.00	2.89	1.79	4.11	3.34	3.74	1.55	1.29	-2.76	-1.79	2.85	2.11	1.40	0.85	0.87	3.41	3.08	2.79	1.15	-1.63	1.92	2.15	1.74	1.83
S000273 BARBEE-M JUROR ITO-ET	1.56	0.64	1.83	1.33	1.19	1.56	1.04	1.57	1.64	1.63	0.20	0.38	1.18	0.39	0.63	-0.69	2.29	-0.62	1.17	-0.36	2.23	1.89	1.56	0.72	1.44	1.36	0.62	1.91	-0.43	1.61
S000160 BEACHLAWN GELPRO TOBEY-ET	2.44	0.84	0.35	3.03	3.60	1.42	1.68	1.70	2.78	-0.24	-0.89	0.11	-0.20	1.76	1.02	1.22	1.22	1.80	1.03	-0.22	-0.17	1.56	2.25	0.98	1.61	-1.78	2.19	0.51	3.70	2.63
S000002 BEACHLAWN TAM CH VALIANT	0.11	0.63	-0.76	1.38	0.01	0.24	0.99	-0.56	-0.21	-0.69	-1.57	-0.55	-1.39	-0.13	1.26	1.83	-0.70	-1.21	-0.02	0.75	0.22	-0.65	0.77	0.56	0.84	-1.07	0.31	-0.94	1.71	0.19
SB2338 BEAUOISE BLACK KING	1.36	0.88	-1.31	1.56	1.40	0.86	0.05	1.74	0.74	-1.14	-0.43	-0.60	0.62	0.04	0.52	0.21	0.85	1.98	-0.75	-1.83	-0.02	0.43	1.43	0.88	-1.34	-0.08	0.86	1.53	2.51	1.23
SB2331 BEAUOISE BLACK RANGER	2.10	0.72	0.48	2.07	2.22	1.82	2.09	1.67	1.18	0.80	0.15	1.31	0.50	0.63	1.45	0.32	2.86	0.67	1.53	-2.46	-0.23	1.33	2.13	2.21	1.31	-1.27	0.66	2.16	0.19	1.24
SB2850 BENNER PRAIRIE	0.99	0.66	2.06	-0.39	0.01	1.18	0.74	0.88	0.72	1.55	1.33	2.64	1.22	1.52	0.97	-1.67	0.59	-2.26	0.04	1.21	2.29	1.88	-0.14	0.29	0.13	-0.68	1.67	0.21	1.32	0.82
S000257 BENNER RUATY	1.12	0.69	1.84	-0.10	1.87	1.39	1.30	1.70	2.53	2.09	0.19	1.18	-3.08	0.05	1.17	-0.13	0.11	-0.45	3.49	0.04	-1.64	4.65	4.59	0.56	1.07	0.08	1.59	0.17	1.62	2.27
S000284 BESHORE FORM JETER-ET	1.70	0.75	-0.45	3.16	-1.82	2.12	3.39	0.71	1.96	0.19	-1.81	-1.10	-3.20	-0.45	-0.85	2.29	2.43	-1.80	1.89	2.22	-1.09	2.04	1.95	0.77	4.95	-2.07	0.28	0.19	4.94	1.19
S000357 BOSSIDE RONALD	0.71	0.74	0.34	0.36	1.39	0.72	0.06	1.61	0.88	0.84	-0.59	0.23	-0.93	0.91	2.14	1.67	-0.44	0.60	0.40	0.21	-0.97	0.47	0.09	1.32	-0.51	-0.10	1.90	1.27	-2.06	0.79
SB2849 BRAEDALE ADVANTAGE	0.53	0.67	-0.43	0.45	1.45	1.24	0.29	1.40	-0.08	-0.26	-1.44	-1.37	-0.23	-0.60	2.43	0.34	-0.47	-0.32	-0.33	-0.64	1.45	-0.07	0.87	-0.59	2.19	-1.67	0.90	1.03	-0.03	0.06
S000431 BRILEA LM FINNIGAN	2.39	0.73	-0.47	0.36	0.94	3.06	3.65	2.45	2.07	-0.40	-0.24	-0.75	-2.34	3.41	1.00	1.35	0.38	-1.65	2.61	-1.57	0.13	4.69	1.99	4.00	2.21	-0.30	3.54	-0.68	0.82	1.98
S000149 BROAD COVE GOLDENGATE	-0.20	0.85	0.09	-1.15	0.68	-0.01	-0.41	0.36	-0.66	0.65	0.34	-0.05	-1.59	-1.67	1.02	-0.87	-1.09	1.91	-0.11	-2.66	-0.53	-0.04	0.77	0.01	-0.68	0.94	1.63	-1.43	-0.24	-0.49
SC2717 CAERNARVON JAY -ET	1.17	0.82	0.29	0.07	1.69	2.83	2.08	3.07	1.63	0.45	0.76	0.40	0.57	-1.27	-0.37	-0.18	1.20	-0.36	2.46	0.90	0.42	1.38	0.97	1.49	2.91	-1.12	1.82	3.37	3.92	1.57
SC2845 CALBRET MAYERS DUSTY	0.90	0.73	1.45	1.06	-1.06	1.63	0.71	1.93	0.57	1.45	-1.23	0.94	-1.07	0.83	2.44	-0.02	0.07	-1.42	2.97	0.59	-1.88	3.06	1.50	-1.39	3.02	-0.74	2.49	0.22	1.03	0.18
S000256 CALBRETT ALTA LEGIONAIRE	1.04	0.71	1.07	-3.34	-0.76	1.18	1.95	1.09	1.71	0.48	1.35	1.57	0.97	1.19	1.78	-3.55	0.71	-2.44	1.53	-1.26	0.81	0.12	0.01	1.68	1.40	-2.94	0.35	0.41	-0.30	1.36
S000612 CALBRETT CAPTAIN	1.40	0.64	-0.07	0.73	0.36	0.98	0.85	1.00	2.24	-0.63	0.07	0.29	-0.56	2.75	-0.03	-0.39	1.36	-1.73	1.83	0.48	-0.70	3.00	-0.36	1.27	-0.17	-0.12	-0.12	1.40	0.04	1.84
0156249 CARBONERO 23 JUROR	1.90	0.71	1.31	0.65	2.34	2.07	2.66	1.20	1.13	1.16	-0.40	0.71	1.93	0.64	0.42	-0.69	0.04	0.19	-0.46	-0.16	1.45	1.64	2.32	1.95	2.31	-0.50	0.27	0.65	1.47	1.13
S000453 CARNATION FREEDON-CRI-ET	0.95	0.75	0.44	-1.57	-0.51	1.01	1.37	0.52	0.59	1.45	-0.17	0.60	-1.28	0.44	-1.01	-1.47	-0.22	-1.37	0.96	0.68	0.69	2.21	-0.29	2.12	1.84	0.69	1.48	-0.05	2.62	0.62
S000050 CAROL PRELUDE MTOTO -ET	1.76	0.65	0.50	2.58	0.93	1.00	0.97	0.99	0.95	0.23	-0.54	-0.78	-0.18	2.45	-0.21	2.91	1.23	-1.16	1.01	-0.54	-0.46	0.95	0.68	-0.49	2.09	-0.79	1.06	-0.20	2.08	1.23
SC3064 CATALPA ELTON BRAVO	1.07	0.73	0.15	-0.36	2.14	2.18	2.50	1.11	1.11	-0.75	0.03	-0.64	0.22	0.09	-1.69	-1.24	1.61	2.03	0.53	-3.47	-0.61	0.74	1.79	1.65	2.09	-0.42	0.66	1.85	1.09	0.49
SC2732 CHANCE MASCOT LB ADAM -ET	0.63	0.60	-1.29	-1.26	-0.18	1.56	1.75	1.80	0.70	-1.91	-0.21	-0.66	-0.55	0.60	-0.88	-0.79	-0.60	-1.44	1.65	1.33	-0.34	0.85	1.01	1.12	1.48	-0.96	-0.38	2.96	1.44	0.84
S000437 CLINITA ZACK FREDERICK-ET	0.93	0.80	0.14	-1.22	0.56	0.96	0.91	0.88	1.16	0.76	0.17	0.99	0.96	0.30	1.61	-2.48	0.07	0.88	0.96	-2.49	-0.50	2.42	2.36	0.86	1.51	0.98	0.19	-0.06	2.39	1.99
S000260 CLOVER-MIST LUXURY-ET	2.89	0.60	1.33	1.84	1.91	2.64	1.85	2.71	2.12	1.49	2.05	0.90	-1.32	-1.61	1.40	0.69	0.57	1.25	2.66	0.01	-0.99	0.92	0.38	1.10	1.20	-1.24	2.62	1.72	-0.06	2.13
S000355 COMESTAR EXPORT	4.04	0.78	1.32	1.62	1.62	4.65	4.51	4.38	2.48	1.65	-1.24	0.86	-0.95	1.82	0.41	1.77	1.46	-1.48	1.92	-0.45	0.14	1.91	1.82	3.50	2.40	-1.57	2.45	3.16	2.88	2.42
SC2335 COMESTAR LEADER	1.29	0.94	0.21	-0.37	1.87	0.96	1.05	0.50	1.03	-0.15	0.43	0.37	0.96	0.87	0.45	-0.73	-0.65	0.89	0.74	-3.09	-0.09	0.85	-0.93	0.90	0.66	-2.51	1.05	-0.65	-1.15	1.11



EVALUACION GENETICA NACIONAL RAZA HOLANDO 2010

Sección 1 - Toros Evaluados para Características de Producción y Tipo - Lineales

	VALOR GENETICO ESTANDARIZADO									EC					GR		PP			SM			UA			UP			CL	
	CF	Rep	EC	GR	PP	SM	UA	UP	CL	EST	TRD	TAM	ANCP	PRF	FRL	CIZO	AIZQ	PEZ	HUE	CUR	PROF	TEX	LIGM	INS	COLP	LARP	ALT	ANC	COLP	FLECH
SC2715 COMESTAR LEE	2.43	0.87	1.75	1.79	0.78	1.45	3.03	-0.20	3.06	2.19	-0.45	1.62	-0.01	2.89	2.85	0.25	1.31	2.49	4.30	-0.98	1.80	4.22	2.75	0.90	3.44	-0.31	1.79	-3.00	3.12	3.02
S000250 COMESTAR LHEROS	1.78	0.68	2.29	3.59	1.86	1.29	0.88	2.13	2.91	3.13	-2.54	1.67	-0.60	2.53	3.27	2.34	2.22	0.60	2.22	-0.20	-1.77	1.79	1.69	0.03	0.92	-0.39	0.78	2.80	3.43	3.43
SC2846 COMESTAR OUTSIDE	2.94	0.65	3.95	4.10	2.99	2.34	2.16	1.86	0.77	3.67	0.85	2.50	1.67	1.35	1.35	3.38	1.54	1.52	0.88	-2.53	0.16	1.54	1.25	-0.34	2.03	-0.50	0.87	0.46	1.83	1.17
SC2716 COMESTAR TOP GUN	0.87	0.90	3.00	1.05	2.20	0.33	0.52	-0.39	2.19	2.91	0.06	2.76	2.01	2.82	-0.28	-1.19	1.78	3.03	2.12	-3.25	-2.81	2.35	0.83	-0.97	1.24	0.19	-1.02	0.90	1.24	2.39
SC2554 CORLEE NEDRA AEROSTAR	1.09	0.91	0.76	-0.21	3.58	1.05	0.96	1.41	0.33	0.32	1.81	1.13	0.91	-0.60	-2.82	0.66	-1.81	-0.86	-2.05	-1.67	-0.29	1.61	0.66	0.25	2.42	-0.85	1.53	0.44	1.15	0.34
S000254 COVISTA BRISTER	2.28	0.67	1.25	2.24	3.09	1.51	0.81	2.40	2.45	1.18	-0.13	1.04	0.83	1.95	1.75	-0.15	1.61	0.05	1.47	1.09	-0.30	1.24	1.16	1.51	-0.30	-0.98	1.78	2.29	0.16	2.34
S000286 DE-KA-ACRES SPENCR	0.94	0.79	-1.22	1.74	0.31	1.78	2.04	0.86	0.60	-0.81	-1.99	-0.98	-1.48	-2.70	-0.37	1.05	1.91	-1.62	1.01	-1.00	2.09	1.82	2.50	0.52	4.28	-0.27	0.85	1.49	2.02	0.60
SD2462 DINOMI MELWOOD TOUCH	0.35	0.76	-1.98	-1.83	-1.54	0.42	1.14	0.60	0.49	-1.29	-2.97	-1.95	-1.95	1.37	-0.01	0.46	-2.14	-3.46	1.02	0.94	-1.37	0.53	1.67	2.58	1.14	0.87	-0.16	1.08	1.41	0.59
S000101 DIXIE-LEE-AARON-ET	1.68	0.73	-0.47	-0.79	2.27	2.99	2.29	2.56	0.87	0.45	0.18	-0.04	-2.58	-1.29	-0.34	-1.46	1.05	1.52	3.08	-0.49	-0.24	2.32	1.69	1.23	1.76	0.75	1.79	0.26	2.19	0.45
0131957 DON LEON 1142 CHAIRMAN	0.00	0.79	-0.04	2.27	-1.05	-0.01	-0.49	0.35	-0.99	-0.27	0.38	0.16	2.20	-1.21	-0.43	1.61	3.15	-0.04	-1.87	-1.34	0.66	-0.92	-0.63	-0.68	-0.62	3.80	0.31	-0.20	-0.99	-0.78
0136223 DON LEON 1384 ROEBUCK	0.26	0.74	-1.12	-1.35	-1.79	0.16	0.34	0.14	-0.52	-0.87	2.03	-0.89	-0.18	-1.33	-0.83	-2.55	0.21	-1.58	1.07	1.73	1.76	0.52	1.75	-0.59	1.17	-0.32	0.42	-0.17	2.79	-0.58
S000029 DONNANDALE MAGNET	1.24	0.72	1.54	1.99	1.22	1.16	0.11	2.41	1.61	2.45	-0.30	1.50	-0.45	-0.03	3.87	2.00	0.87	0.95	2.66	-3.08	-1.64	2.08	1.81	0.44	-1.85	0.62	2.38	1.26	0.22	1.29
SE2743 EASTVIEW INFLUENCE MATTIE G	0.84	0.69	0.74	-1.72	1.95	0.32	0.73	0.50	1.86	0.63	1.04	1.50	2.25	0.76	-2.31	-0.72	-0.62	0.08	-0.01	1.08	-0.42	-0.09	1.39	1.42	1.48	-4.05	-0.96	1.06	3.28	1.79
SE2275 EASTVIEW MEADOWLORD -ET	2.44	0.68	1.86	-0.71	2.39	1.97	1.61	1.58	2.43	0.91	3.38	1.22	1.42	0.81	-1.55	-2.70	1.58	2.47	2.30	-1.62	-0.48	1.12	2.30	1.42	1.43	-1.76	0.90	2.17	0.78	2.60
SE2444 EL-PINE GLOW COHORT -ET	-1.34	0.79	-0.22	-0.56	-1.28	-1.01	-0.99	-0.82	-0.94	0.16	-0.91	-0.45	-1.70	-2.91	-0.66	-0.64	0.65	-0.90	0.12	0.08	0.30	-1.55	-1.87	-0.68	-1.14	1.28	-0.31	-0.16	-0.96	-1.34
SE2774 END ROAD MASCOT MAJIC -ET	1.47	0.74	0.64	-0.21	3.38	0.84	1.07	1.16	2.63	0.01	1.39	0.31	0.95	-0.36	-0.84	-0.47	-0.47	1.89	1.74	-1.35	-1.39	-1.40	-0.23	1.56	1.76	0.71	1.32	1.03	1.56	2.52
S000138 GLEN-TOCTIN JUROR BETA-ET	0.96	0.71	1.50	1.75	1.35	0.71	1.44	0.25	0.81	1.46	0.46	1.40	1.50	1.17	2.00	0.89	1.45	0.20	0.23	0.97	2.55	2.26	1.97	-0.07	3.21	-1.81	-0.74	0.62	0.24	0.24
0154449 GRILLO 821 WINCHESTER PUPI	-0.11	0.85	-1.37	-0.17	-2.09	0.61	0.12	0.81	-0.81	-1.24	-0.54	-1.68	-2.37	-1.54	0.30	-0.67	1.27	-2.86	0.10	2.65	1.34	-0.10	0.73	-0.15	-0.65	0.29	1.10	0.73	1.35	-0.68
0162264 GRILLO 871 RUBENS	0.44	0.60	1.45	0.88	-0.42	-0.19	-0.33	0.51	-1.19	1.85	2.37	0.39	0.94	-1.84	-1.69	-0.19	0.58	-0.55	-0.19	-0.42	1.71	-1.57	0.39	-2.24	0.50	-0.18	1.28	0.59	0.41	-1.27
SH2769 HA-HO CUBBY MANFRED-ET	0.33	0.71	-0.02	0.82	-0.50	-0.06	-0.38	0.68	0.82	-0.02	-1.24	0.26	0.05	-0.16	0.75	1.10	-1.64	-2.19	-1.93	1.93	1.18	1.28	0.59	-1.96	1.93	0.64	0.58	-0.13	0.56	0.49
S000432 HAMMINGVIEW MARSTON	3.62	0.80	-0.16	1.96	2.41	4.09	2.94	5.78	2.46	-0.80	-0.38	-0.17	0.38	0.55	0.91	0.43	0.43	0.64	1.16	1.85	1.22	1.20	3.94	2.90	1.78	-3.46	4.08	4.19	2.27	2.23
SH2960 HANALEE CONCERTO	2.76	0.75	2.75	0.14	2.50	2.82	2.22	3.22	3.02	3.01	1.44	3.24	0.94	1.77	0.97	-1.04	0.65	-2.62	3.08	-0.98	0.15	3.41	1.64	4.49	-1.07	-3.69	2.43	1.37	0.78	2.70
SH2711 HANOVER-HILL MIRAGE-ET	-0.84	0.64	0.83	-0.51	-0.93	-1.84	-0.77	-2.68	-1.00	0.74	2.79	0.59	-0.02	-0.74	1.13	-0.55	-1.54	1.56	0.80	0.83	1.59	0.12	-0.53	0.34	-1.31	0.73	-1.00	-3.33	1.37	-0.96
SH2461 HARDYS CAPTN MYSTERIOUS	-0.12	0.86	-0.70	1.93	-1.17	-0.28	-1.00	0.43	0.02	0.06	-2.58	-0.05	-0.69	1.24	3.34	0.74	1.39	-2.48	1.14	-0.16	-1.58	2.63	1.37	-1.88	0.35	0.33	1.64	-0.35	0.00	0.24
S000057 HARTLINE AEROSTAR THEO	-0.23	0.70	-1.73	-1.48	-1.19	0.53	-0.01	0.75	-0.93	1.40	-1.97	-1.88	-3.88	-3.68	1.21	0.24	-1.71	-1.31	0.97	-3.16	2.35	3.36	1.29	-1.56	1.54	1.12	2.08	-2.37	1.09	-0.91
S000300 HC-GEN UTAH-ETS	1.67	0.75	1.78	-0.79	3.84	0.67	0.17	1.36	4.08	1.64	-0.56	1.60	2.45	2.25	-0.53	-0.53	-0.67	1.18	1.19	-0.13	-2.08	2.21	1.42	1.11	-0.18	-2.80	-0.84	2.22	0.50	3.53
0141660 HEATHERSTONE MEDALLION	0.35	0.87	-1.29	0.61	-0.46	1.05	-0.35	3.00	0.75	-0.65	-0.68	-1.22	-2.22	0.45	0.31	-0.04	1.54	-1.30	1.80	1.36	-1.49	1.78	2.17	-1.88	0.01	-1.63	2.60	1.70	1.95	0.56
0141659 HEATHERSTONE-DR MAGICIAN	0.65	0.84	0.12	0.33	1.41	0.83	0.71	0.79	0.63	0.23	1.47	0.59	0.18	-0.69	-0.54	-0.54	0.85	-0.71	0.04	0.78	-0.63	-1.22	-0.55	-1.27	1.96	-1.37	0.05	1.54	1.03	0.60
SH2619 HOLMES-VIEW MARK STAR	0.58	0.80	1.97	0.49	1.21	-0.25	-0.60	0.53	1.17	1.70	0.01	2.18	1.68	1.85	1.09	-0.29	1.12	0.17	0.89	-0.70	0.33	1.70	1.33	-1.50	-0.19	-0.73	-0.02	-0.39	1.01	0.78
S000470 HOWVALE BELLWOOD DIAL-ET	0.34	0.80	1.19	-2.39	-0.57	0.95	0.16	1.63	1.37	1.84	0.97	1.56	-1.41	0.32	-0.58	-1.42	-1.80	-1.63	2.09	0.22	-0.19	1.02	0.54	1.87	-0.87	3.84	2.01	0.11	-0.36	1.71
0120910 INDEPENDENCIA ASTRO J	-1.78	0.82	0.49	-0.94	0.10	-2.85	-1.50	-3.55	-2.16	-0.05	2.05	1.34	0.62	-0.22	-1.16	-0.24	-0.15	3.37	-1.67	-0.74	3.06	-2.01	-2.69	-0.95	-2.06	0.59	-1.62	-4.58	-2.46	-2.46



EVALUACION GENETICA NACIONAL RAZA HOLANDO 2010

Sección 1 - Toros Evaluados para Características de Producción y Tipo - Lineales

	VALOR GENETICO ESTANDARIZADO									EC				GR		PP			SM			UA			UP			CL		
	CF	Rep	EC	GR	PP	SM	UA	UP	CL	EST	TRD	TAM	ANCP	PRF	FRL	CIZQ	AIZQ	PEZ	HUE	CUR	PROF	TEX	LIGM	INS	COLP	LARP	ALT	ANC	COLP	FLECH
0119421 INDEPENDENCIA ASTROJET SIUL	-0.39	0.82	0.61	-2.21	-1.29	-0.32	-0.29	-0.46	-0.85	-0.59	1.44	0.88	1.22	0.39	0.13	-2.50	0.00	1.97	-1.23	1.25	2.13	-0.89	-1.41	0.74	-1.09	-0.04	-0.17	-0.74	-1.64	-0.69
0118850 INDEPENDENCIA JETHRO GUION	0.42	0.75	-0.30	0.18	-1.33	0.02	-0.31	-0.12	0.01	-0.96	-0.25	-0.66	0.07	-0.44	1.33	0.13	0.46	-0.86	-0.17	0.95	0.82	0.60	0.34	-0.61	0.05	0.38	-0.08	-0.48	-1.73	0.42
SJ2661 J-L-G GRANDSLAM -ET	1.12	0.82	0.37	2.37	1.40	0.57	0.14	0.62	0.05	0.77	-0.01	0.46	-0.32	-1.57	-0.26	1.20	1.71	-0.65	0.94	0.26	0.29	0.84	-1.30	-0.29	0.38	-1.68	0.04	2.44	-1.08	0.14
S000172 J-MOR ELTON GRANGER-ET	-0.41	0.65	-1.26	-1.40	-0.69	0.20	1.16	-0.41	-0.06	-0.85	-0.40	-0.99	-1.29	-1.51	-2.27	-1.22	0.37	-0.71	0.07	-0.37	-1.30	0.70	1.34	-0.21	3.37	-0.44	-0.62	-0.09	3.30	0.15
SJ2660 JEFFANA AEROSTAR APOLLO	-1.04	0.80	-1.33	-0.46	0.85	-1.46	-0.15	-2.24	-2.07	0.13	0.54	-1.14	-4.47	-3.55	-1.97	0.78	-3.05	1.23	0.73	-3.18	1.65	1.46	0.26	-1.01	1.05	0.94	-0.22	-4.42	0.96	-1.78
SJ2659 JO-WAL CUBBY METRO-ET	0.75	0.63	1.31	0.14	1.06	0.34	1.12	-0.28	0.86	0.43	-0.78	1.60	1.86	1.92	2.91	0.04	-1.15	1.78	-0.62	-1.07	-0.54	-0.26	-0.04	1.55	0.89	1.00	-0.86	0.97	-0.36	0.69
0132631 JUANCHO 383 CHIEF MARK	-0.21	0.71	0.37	0.52	-0.86	-0.38	-1.63	0.53	0.41	0.27	-0.33	0.44	1.82	-0.94	-0.37	-0.74	1.89	-0.47	-0.95	1.16	1.19	-0.66	0.67	-1.22	-0.95	1.57	0.30	0.83	-0.67	0.50
S000280 KCK BARDALE BLASTOFF-ET	3.22	0.71	0.77	0.43	1.84	4.83	3.30	5.15	4.05	-0.38	1.20	0.30	1.50	0.73	0.60	-0.88	0.43	0.28	2.39	1.74	0.29	3.96	4.15	1.48	4.15	-2.51	3.50	3.20	3.66	3.26
SK2280 KED JUROR -ET	2.02	0.84	1.92	1.17	2.33	1.72	2.39	1.06	2.36	1.38	1.36	2.39	2.93	2.55	1.02	-0.80	2.58	0.68	2.08	-0.57	2.46	3.14	2.64	0.86	3.04	0.37	-0.99	2.07	0.85	2.10
S000287 KEIDEL BELLWOOD SATURN-ET	0.90	0.68	0.59	-0.21	-0.93	2.21	2.05	1.95	1.14	1.07	0.92	1.33	-1.34	-0.59	-0.68	0.18	-0.70	-1.62	2.23	0.70	-0.69	1.12	0.70	1.95	2.20	-1.05	1.56	0.89	1.71	1.37
SK2577 KEMVIEW VANETAS VISION	1.75	0.76	0.99	-0.12	2.11	1.29	2.44	0.50	0.29	1.39	1.59	0.69	0.62	-0.26	1.78	-1.40	0.97	-1.07	0.40	-0.47	2.93	1.01	2.79	2.19	2.74	-0.76	0.51	0.68	0.16	-0.42
S000584 KOLHORNER ARCHI	-0.36	0.62	-1.58	0.68	0.31	-0.28	-0.17	-0.09	0.61	-0.71	-4.09	-2.08	-1.74	0.14	-0.16	2.71	-0.16	0.56	0.72	-0.19	-1.07	0.08	1.19	-1.01	1.69	0.12	-0.40	0.17	1.89	-0.02
0130089 KORTUS PRIMETIME -ET	0.79	0.94	-0.24	0.55	0.42	0.83	1.57	-0.06	-0.03	0.37	-0.63	0.12	-0.09	-0.33	-0.08	1.59	-0.93	-0.55	0.06	-0.94	1.16	0.57	0.90	1.03	2.04	0.49	-0.84	0.85	-0.61	0.48
S000378 KRBYVL MEPRON-ET	0.96	0.83	0.86	-0.24	1.07	0.88	2.01	-0.05	1.23	0.36	-1.58	1.12	1.76	1.79	0.33	0.14	-1.15	-0.45	-0.08	-1.44	0.48	-0.02	0.30	1.43	2.18	2.59	-1.00	1.01	-0.61	0.94
S000252 LA PRESENTATION AEROCERF	1.96	0.80	2.26	2.47	1.50	2.23	1.16	2.93	1.80	2.50	2.25	1.96	0.03	-0.47	2.69	0.40	1.77	0.99	2.04	-2.26	-0.32	1.94	0.65	3.28	-1.20	1.07	3.53	0.17	0.90	2.78
S000478 LA PRESENTATION AEROWORLD	2.29	0.69	1.53	-0.22	0.32	3.27	2.87	2.93	1.85	1.32	0.52	1.89	0.56	1.44	2.34	-1.15	0.68	1.55	1.47	-1.73	0.07	1.99	0.57	2.70	1.51	0.88	1.89	1.09	-0.12	2.19
S000369 LA PRESENTATION DOMINO	1.03	0.63	0.73	-0.33	0.39	0.91	1.60	-0.32	-0.73	1.36	1.95	1.03	-1.74	-2.66	-1.34	-0.09	-2.47	-0.78	0.39	-3.55	4.44	0.47	-1.16	4.02	-0.64	-2.24	1.34	-2.42	-0.69	-0.65
0164372 LA RINCONADA 03 MTOTO	1.44	0.70	0.03	0.63	-0.24	1.02	0.60	1.06	0.72	0.00	0.63	0.07	0.21	0.62	0.59	1.03	-1.20	-1.61	0.12	-0.65	-0.80	0.57	1.26	-0.30	0.17	-1.76	1.61	-0.96	0.69	1.19
S000207 LADYS-MANOR WARRIOR-ET	1.87	0.65	0.67	1.44	2.25	1.53	1.99	1.37	2.27	0.35	0.43	1.10	1.34	2.58	1.20	-0.26	2.07	0.68	1.47	-0.64	1.23	2.31	0.35	1.75	1.27	-1.07	-0.53	2.43	1.41	1.86
S000285 LANG-NORRBOM LORD	0.86	0.81	0.99	-0.57	1.25	1.24	1.91	0.96	1.14	2.35	-1.74	0.72	-0.69	-1.02	-0.05	-0.83	1.63	0.45	0.82	-1.69	-0.10	0.50	1.57	2.26	2.15	0.74	-0.03	1.66	-0.65	1.46
S000187 LANGACRES CONGO-ET	-0.21	0.67	-0.89	-0.30	-0.41	-0.33	0.88	-0.65	-0.21	-0.32	-1.70	-0.43	-1.79	-1.24	0.20	-0.37	-0.01	0.19	1.01	1.00	-0.16	1.33	-1.43	1.03	1.58	-1.15	-0.47	-1.20	-0.33	-0.45
SL2390 LANGS-TWIN MUCH MORE -ET	0.68	0.74	-0.08	0.32	2.51	0.27	0.79	0.07	0.23	-1.17	1.97	0.07	1.63	0.70	-1.18	0.26	-0.13	1.74	-2.41	-2.44	0.77	0.38	0.31	0.53	1.42	-0.21	-0.97	0.60	0.24	0.12
S000574 LANGS-TWIN-B JET-ET	1.63	0.65	-0.56	0.18	0.23	2.16	2.15	1.69	1.63	-1.82	-2.46	-1.44	0.65	1.14	1.81	-0.24	-1.29	-0.12	-0.34	1.41	-0.61	2.01	2.23	0.48	2.02	-0.07	1.31	1.41	1.19	0.91
S000133 LATUCH EAIC BRITT-ET	0.24	0.85	0.83	-0.65	1.05	-0.63	-0.76	0.10	0.16	0.62	0.02	1.07	1.43	-0.30	-0.02	0.19	-1.04	3.60	-1.30	-2.55	-0.29	-0.67	-0.94	-1.04	-0.72	-0.25	-0.64	0.45	-0.36	0.26
SL2622 LENZWAY TESK RUBYTRAE -ET	0.93	0.80	1.27	-0.53	-0.79	1.70	1.40	1.46	-0.48	1.62	0.97	1.57	2.09	-0.93	0.18	-2.72	1.49	-1.50	0.17	0.41	2.92	0.66	0.77	1.40	-0.17	1.38	3.13	-0.76	0.93	-0.33
S000348 LESPERRON DAYLIGHT	0.89	0.65	0.69	1.30	2.15	0.67	0.91	0.31	0.02	0.89	-0.31	0.35	1.19	0.36	-0.94	0.21	0.71	0.86	1.59	0.18	2.14	1.85	2.56	0.44	1.30	0.26	-0.35	0.09	1.07	0.28
S000609 LEXVOLD CORINTH CRI-ET	1.95	0.62	0.42	-0.58	1.71	2.54	2.05	2.42	1.46	0.85	-1.04	0.65	-1.37	-2.27	0.26	1.07	-1.95	0.87	1.06	1.57	-0.97	1.30	-0.11	0.73	2.55	-2.78	2.18	1.78	0.54	1.39
S000127 LOCUST-RIDGE EMORY	3.62	0.87	4.19	2.68	3.05	2.60	1.58	3.26	3.00	3.28	4.03	4.08	3.00	2.11	-1.72	0.16	3.16	1.52	1.08	-1.36	3.75	2.89	3.48	1.22	1.66	-1.28	1.64	2.89	2.19	2.82
SL2915 LONDONDALE LMAN	-0.87	0.69	-1.23	-2.35	-0.56	-0.95	-1.88	-0.23	-0.60	-0.09	-2.58	-1.74	-2.28	-1.89	1.67	-2.15	0.33	0.01	2.47	-0.47	0.87	1.20	3.38	-1.75	-0.71	0.50	1.13	-0.34	2.00	-0.59
SL2336 LONG-HAVEN SAMBO -ET	1.05	0.89	-0.70	-0.86	-2.16	2.29	2.78	1.25	2.16	-1.24	-0.35	-0.95	-1.06	1.35	-0.27	-0.52	-0.53	-2.88	2.73	1.75	-0.73	1.61	1.18	3.28	2.86	-0.89	1.01	1.67	1.35	2.26
SL2265 LOOSLEA BSTAR MARCEL -ET	0.10	0.90	0.69	-0.29	-0.01	0.16	-0.94	0.77	0.25	0.46	1.93	1.22	1.44	0.48	-1.25	-0.46	0.70	0.53	0.17	-1.17	-1.33	0.53	1.63	-0.69	-1.21	-0.01	0.05	1.21	0.01	0.60



EVALUACION GENETICA NACIONAL RAZA HOLANDO 2010

Sección 1 - Toros Evaluados para Características de Producción y Tipo - Lineales

	VALOR GENETICO ESTANDARIZADO									EC					GR		PP			SM			UA			UP		CL		
	CF	Rep	EC	GR	PP	SM	UA	UP	CL	EST	TRD	TAM	ANCP	PRF	FRL	CIZO	AIZQ	PEZ	HUE	CUR	PROF	TEX	LIGM	INS	COLP	LARP	ALT	ANC	COLP	FLECH
SL2502 LOUBEL DOUBLE PLAY	1.09	0.67	0.50	2.16	-0.17	0.69	0.02	2.01	1.17	0.51	-0.56	0.80	0.91	0.51	2.93	1.34	1.48	-2.36	0.55	2.45	-1.22	1.58	1.51	0.84	-0.20	-0.96	0.76	2.42	0.00	0.68
SL3051 LYSTEL LEDUC -ET 6193092	0.22	0.63	4.40	3.60	-0.43	-0.48	-1.12	1.03	0.92	4.92	2.01	3.66	1.19	1.54	1.62	1.93	1.99	-0.26	1.84	-2.39	-1.15	0.87	-0.44	-1.44	-0.65	1.27	1.00	1.07	0.17	1.26
SM3063 MACY-L MASCOT JEFF-ET	0.13	0.60	-0.62	1.01	1.49	0.38	-0.87	1.24	0.39	-0.97	-0.76	0.00	1.45	-0.59	0.61	1.69	0.53	0.32	-2.20	0.79	-0.34	-1.44	-0.27	-0.15	-1.38	-0.85	-0.71	1.68	0.82	-0.27
SM2631 MALOYA LEO	0.52	0.81	0.02	-0.80	0.93	0.03	0.11	-0.14	-0.08	0.05	1.53	0.24	-0.54	-0.07	0.32	-1.31	0.12	-1.49	2.11	-1.63	0.86	-0.43	-1.43	0.81	-0.67	0.56	0.77	-1.01	-1.71	0.33
SM2504 MALOYA LONDON	-1.21	0.84	-0.71	-1.78	-1.85	-1.47	-1.76	-1.52	-1.56	0.29	0.55	-0.70	-1.51	-3.25	-0.96	-1.28	-0.34	-2.21	0.26	1.31	0.45	-1.05	-0.05	-2.12	-1.26	1.28	0.30	-2.33	-0.03	-1.59
SM2617 MARGENE BLACKSTAR FRED	-0.48	0.67	0.40	0.41	-0.74	-0.39	-0.35	-0.36	1.32	0.68	1.52	1.30	0.71	0.73	0.09	0.08	0.58	-2.28	2.08	1.62	0.01	1.18	2.52	-0.54	-0.27	1.26	-0.67	-0.07	1.71	1.22
SM2844 MARKWELL ELWIN -ET	-1.69	0.74	-0.35	0.58	-2.69	-2.26	-2.54	-1.52	-1.68	1.34	-0.80	-0.84	-3.34	-1.33	1.61	0.60	1.65	-3.76	1.49	1.31	1.46	1.23	0.56	-2.57	-3.00	1.65	-0.38	-1.19	0.49	-2.14
SM2713 MARKWELL ENCORE -ET	0.47	0.86	2.02	1.41	-0.54	0.03	0.01	-0.31	-0.03	2.42	3.39	2.32	0.14	-1.25	-0.67	-0.30	2.44	-1.85	0.83	2.08	2.26	1.05	1.05	0.12	-0.81	-0.22	-0.51	0.68	1.93	0.05
S000038 MARKWELL NOBEL -ET	1.02	0.83	-0.18	0.26	0.14	1.36	0.62	1.03	-0.08	0.83	0.48	0.74	-3.99	0.36	0.69	-0.64	1.89	0.39	2.24	0.04	0.42	2.04	1.58	1.23	0.70	-0.57	1.63	-0.09	-0.75	0.04
0130724 MAYERS CONAN JOSHUA	0.95	0.87	2.12	2.00	-1.01	1.00	1.75	0.32	1.64	2.05	0.02	1.74	0.49	1.01	0.33	0.62	2.09	0.18	0.77	-1.25	-1.07	2.71	1.11	1.51	1.38	-0.91	-0.67	0.15	2.48	2.03
0125810 MAYGA 2175 BRENT 1006 PETE	0.59	0.60	0.54	-1.16	0.04	0.24	-0.03	0.11	-0.07	0.44	1.41	0.19	-0.03	0.76	-0.31	-1.66	-1.07	-0.77	0.57	1.27	-0.62	0.10	0.95	-1.06	0.63	-0.05	-0.51	0.39	-0.16	0.16
0126186 MAYGA 2225 DAVID 180	0.37	0.96	0.18	-0.43	-0.02	0.46	0.06	0.57	1.43	0.12	1.63	0.47	0.52	1.49	-1.07	-0.60	0.53	-1.77	1.68	1.78	-2.19	2.97	2.11	-1.10	0.89	1.49	0.41	1.21	1.98	1.65
0125809 MAYGA 2415 EDEONARD 109	0.82	0.77	0.89	0.00	1.50	0.16	0.78	0.47	0.80	-0.04	1.13	0.82	1.94	0.27	0.38	-1.61	2.12	0.94	-0.03	0.21	0.81	0.50	0.15	-0.03	0.70	0.22	-1.01	1.59	0.41	0.61
0154431 MC ALISTER 11 LUKE	2.71	0.65	0.54	0.40	1.79	2.79	2.95	1.64	1.34	0.75	-2.90	-0.47	-1.97	-0.22	2.39	1.96	-1.44	0.30	2.25	0.36	1.34	1.26	2.43	2.80	2.10	-1.07	1.29	-0.54	3.72	1.37
SM2959 MEADOW BRIDGE DEROY	1.42	0.76	0.77	0.66	1.47	1.50	1.23	1.42	1.31	1.32	-0.08	0.39	-1.36	1.11	0.99	0.24	0.39	-0.02	3.12	-0.43	0.15	0.33	2.59	3.01	0.19	-0.97	2.45	0.00	1.48	1.90
SM2961 MEADOW BRIDGE MARKEM	1.98	0.86	2.23	0.14	1.12	1.96	1.42	2.59	2.67	2.30	1.63	1.43	0.46	1.65	0.73	-1.36	1.91	-1.26	2.99	-0.97	-3.04	1.96	-0.56	0.91	1.44	0.28	1.77	3.95	0.42	3.25
S000237 MERIT BEALINE-ET	-0.33	0.75	-0.47	-0.43	0.04	-0.41	-0.37	-0.08	0.01	0.31	-1.41	-0.74	-1.17	-1.68	-1.15	0.41	-1.37	0.31	1.02	-2.49	0.06	0.66	1.38	-0.52	0.68	0.13	-0.21	-0.99	0.79	0.03
SM2734 MIKLIN GALAXY-ET	1.20	0.61	0.63	-0.48	2.04	1.32	1.64	1.54	1.11	0.12	-0.02	0.66	-0.34	-1.12	-1.46	-1.91	1.64	1.02	2.12	3.06	1.09	2.29	0.84	1.38	1.51	-0.10	0.40	1.45	1.25	1.64
S000253 MILEY GILBERT-ET	1.69	0.90	1.37	-1.91	-0.35	2.16	1.09	2.75	1.98	1.26	2.35	0.75	0.35	1.18	0.89	-3.53	2.49	0.79	1.86	-0.87	1.15	1.27	2.01	1.09	1.15	-0.63	2.39	0.51	2.13	1.83
SM3103 MISS-SPRINGWALK M MASTER	1.55	0.61	-0.62	0.43	1.30	2.21	1.50	2.08	1.95	-0.94	0.51	0.63	2.02	0.84	0.27	0.85	0.87	0.01	-0.47	1.32	-0.45	0.58	0.65	2.08	1.10	0.10	0.24	2.97	0.98	2.43
S000325 MISTY-CREST CARMEN-ET	-1.02	0.73	-0.76	-0.44	-3.32	-0.51	-1.26	0.21	0.02	-0.70	-0.85	-0.53	-0.46	-0.17	0.85	-0.97	-0.45	-2.30	0.48	1.30	-0.76	0.03	-1.75	0.08	-2.92	2.13	1.72	-1.76	-1.02	-0.24
S000110 MOODY - MEADOWS SLCM CODY	-0.58	0.63	0.62	0.95	0.88	-0.58	-0.39	-0.36	-0.33	0.03	-1.31	-0.04	-0.31	-0.04	1.38	0.27	0.68	0.24	-0.58	-1.96	-1.90	-0.66	0.41	-0.58	-0.79	-0.32	-1.36	0.93	-1.13	-0.99
S000218 MR HEATHERSTONE JAYVEE-ET	3.49	0.68	1.56	3.47	0.87	3.32	2.29	4.48	2.96	0.01	1.54	1.03	2.84	1.93	-0.62	-0.12	3.69	1.55	1.85	1.00	-0.66	3.35	2.30	2.30	1.63	-0.15	1.22	5.18	1.95	3.04
0122298 OAK RIDGES GALSTAR	0.52	0.90	1.18	-0.84	1.16	-0.01	-0.14	-0.19	0.48	1.01	1.59	1.79	1.13	1.11	-0.40	-1.98	0.29	-0.46	0.25	1.38	0.93	0.76	1.46	0.12	0.55	-0.03	0.21	-0.58	1.22	0.41
SO2633 OLIVEHOLME AEROLINE	2.25	0.92	1.46	0.52	2.37	2.58	2.09	2.64	2.24	1.01	2.27	1.65	1.62	1.81	0.73	-1.56	1.18	1.68	1.86	-2.60	-0.52	2.65	0.57	2.54	0.36	0.23	2.88	0.70	0.15	2.54
0156804 P.B. LEE DUMONT -TE	0.73	0.66	0.97	0.82	0.23	-0.07	0.46	-0.50	0.46	1.56	0.72	1.36	1.04	1.77	0.43	0.41	1.33	1.83	0.04	-0.75	0.93	1.35	2.28	0.23	1.07	-2.31	1.01	-2.15	2.39	0.91
SP2879 PARADISE R SLATER -ET	2.12	0.74	-0.11	1.16	2.71	3.28	2.97	3.06	1.59	-0.77	-1.14	0.39	2.01	3.08	2.33	0.49	0.87	0.68	0.50	0.35	-2.31	1.13	0.27	2.96	2.34	0.97	3.10	2.03	0.38	1.65
S000077 PARADISE-R INT TULLY-ET	0.93	0.61	1.50	1.62	0.41	0.41	0.26	0.90	1.07	1.75	-0.21	1.39	1.34	1.50	1.16	1.37	0.46	-0.70	1.52	1.66	0.31	1.46	0.61	1.42	-0.22	0.14	1.68	-0.30	0.87	1.22
SP2978 PASEN MOUNTAIN MAGIC TCG	-0.18	0.80	1.16	3.40	1.15	-0.62	-0.94	-0.42	1.02	2.11	-4.37	1.36	-0.93	-2.04	0.51	3.45	2.13	4.29	-0.31	-2.43	-5.24	1.00	1.44	-2.81	2.57	-1.93	-1.39	2.70	2.36	1.14
SP2333 PEARTOME SKYDOME	0.09	0.78	0.24	-0.66	-0.97	-0.16	0.08	-0.11	-0.57	0.58	0.05	0.23	-0.25	-2.02	0.17	-2.49	0.40	-1.22	-0.84	-1.65	2.89	1.38	1.08	-0.46	0.82	1.18	0.90	-1.52	0.95	-0.70
S000231 PECKENSTEIN BENDER	2.05	0.66	1.30	-1.17	1.46	2.70	2.21	2.52	3.08	1.20	2.67	1.23	0.72	2.00	-0.54	-2.88	0.95	-0.09	3.27	0.27	-0.93	3.29	4.32	0.99	1.85	1.54	2.43	1.32	2.94	3.31



EVALUACION GENETICA NACIONAL RAZA HOLANDO 2010

Sección 1 - Toros Evaluados para Características de Producción y Tipo - Lineales

	VALOR GENETICO ESTANDARIZADO									EC				GR		PP			SM			UA			UP		CL			
	CF	Rep	EC	GR	PP	SM	UA	UP	CL	EST	TRD	TAM	ANCP	PRF	FRL	CIZO	AIZQ	PEZ	HUE	CUR	PROF	TEX	LIGM	INS	COLP	LARP	ALT	ANC	COLP	FLECH
S000141 PLUSHANSKI THOR CUTTER-ET	-0.06	0.64	1.77	1.19	0.79	-0.12	-0.39	0.54	0.71	1.61	-0.11	1.95	0.64	-1.61	2.51	1.22	0.06	-1.43	-0.79	0.84	1.08	0.70	1.04	-1.27	0.43	-0.89	-0.65	1.62	-0.09	0.29
0121813 PORONGUERO 5365 VALIANT	-0.43	0.91	-0.49	-0.83	-1.53	-0.21	-0.46	0.43	-0.51	-0.75	0.87	0.55	1.40	0.10	0.03	-1.47	1.29	-0.76	-1.23	2.81	0.38	1.08	0.22	-0.39	0.03	-0.55	-0.54	1.09	0.34	-0.44
0121817 PORONGUERO 5367 VALIANT	0.36	0.69	-0.09	-1.04	0.68	-0.05	0.25	0.36	-0.25	-0.62	1.15	0.00	-0.26	1.76	0.86	-1.11	-0.39	1.05	0.29	0.31	1.33	0.21	-0.35	0.03	0.36	-0.13	-0.29	0.50	-0.73	0.01
0121818 PORONGUERO 5369 VALIANT	-0.34	0.75	0.60	-0.44	-0.10	-0.34	-0.86	0.07	0.44	0.85	1.49	0.77	2.45	1.10	0.62	-1.12	1.95	-1.12	0.29	0.64	0.72	0.88	-0.66	-0.96	-0.54	0.07	0.04	1.53	0.26	0.51
0121972 PORONGUERO 5370 VALIANT	-0.36	0.80	-0.06	-2.81	0.03	-0.31	-0.02	-0.23	-0.87	0.31	0.62	0.34	-1.08	0.40	0.27	-3.24	-0.65	0.65	1.41	-0.18	2.05	0.05	-1.04	0.19	-0.16	-1.77	-0.22	-0.98	-1.32	-0.53
0126254 PORONGUERO 5511 JESS SERE	-1.18	0.64	0.04	1.14	-2.25	-1.13	-0.81	-1.77	-2.18	-0.60	1.44	-0.95	1.09	-1.56	-0.42	1.07	0.89	0.82	-1.56	4.34	0.69	-0.62	-0.40	-1.09	0.04	0.22	-2.27	-2.47	-0.66	-2.41
0141155 PORONGUERO 5982 BELLWOOD	-0.90	0.93	0.64	-0.04	1.47	-0.66	-0.35	-0.73	1.10	0.33	1.71	1.19	0.68	1.00	-1.33	1.66	-0.75	2.28	-0.23	-1.68	-2.80	0.62	-1.73	-0.51	0.01	-0.20	-1.33	1.82	-2.86	0.70
0161197 PORONGUERO 6664 DERRY	1.18	0.63	1.28	1.51	0.13	1.57	1.24	1.49	1.25	0.76	0.85	1.93	-0.20	1.75	0.49	0.23	1.48	-0.32	0.51	-0.67	0.35	1.36	1.58	-0.43	1.92	-1.33	1.28	1.56	2.49	1.58
0161549 PORONGUERO 6682 DERRY	1.54	0.64	2.10	2.03	1.08	1.01	0.87	1.28	1.88	2.87	0.56	1.53	-1.01	2.89	2.66	0.78	0.60	0.47	2.62	-1.46	2.07	1.52	-0.07	0.89	1.24	-0.12	3.05	0.24	-0.30	2.36
S000143 PYRAMID-MW BW	0.86	0.64	0.76	-0.70	-0.22	0.90	1.52	0.95	1.59	0.83	0.63	0.79	-0.73	0.36	-0.54	-0.05	-0.32	-1.00	0.14	-0.33	-1.72	2.71	2.74	1.43	1.74	-0.48	0.53	1.86	0.31	1.68
0130813 QUALITY PRELUDE FRID	-1.02	0.84	-1.73	-0.21	0.73	-0.58	-0.28	-1.06	0.32	-1.75	-0.86	-2.36	-1.79	-0.65	-0.08	0.30	-0.40	-0.04	-0.28	-1.21	-5.77	-1.21	-0.83	-0.67	0.31	0.69	-0.38	0.03	1.47	0.40
S000010 RALENA BULLET -ET	1.82	0.60	1.18	0.53	2.90	0.84	2.08	0.16	0.72	1.33	0.48	1.88	2.71	2.37	2.80	-0.79	0.68	1.12	0.57	0.30	-0.55	0.86	-0.33	2.23	2.33	-0.19	-0.52	0.93	-2.10	1.16
S000337 REGANCREST DIFFERENCE-ET	2.32	0.78	4.08	2.70	2.98	2.06	2.47	1.21	2.05	2.75	0.95	3.77	3.02	2.44	3.63	0.59	1.08	3.39	0.04	0.09	0.34	-0.37	0.15	3.50	0.43	1.73	1.65	1.55	-0.37	1.88
SR3035 REGANCREST ELTON DANTE -ET	0.94	0.73	3.35	1.39	1.45	0.89	1.88	-0.19	0.91	2.30	1.04	2.09	1.82	0.54	-0.86	-0.63	3.68	1.11	0.94	0.58	-0.42	1.69	1.41	-0.22	2.98	-0.17	-0.38	1.06	1.16	0.90
S000128 REGANCREST JUROR BOND-ET	0.64	0.75	0.98	-0.59	0.63	0.35	0.15	0.21	1.01	1.49	1.29	-0.06	-0.18	-0.27	-0.64	-1.19	0.93	-0.05	3.11	-0.64	1.54	3.01	1.79	-0.39	1.20	0.43	1.29	-1.55	0.37	1.04
S000054 RI MARK AEROSTAR MISSILE -ET	0.42	0.88	-0.90	-0.62	0.99	1.22	1.40	1.05	0.23	-0.44	0.04	-1.12	-1.54	-1.62	-0.52	-1.22	-0.02	0.62	0.43	-1.98	0.89	1.23	1.39	0.88	1.65	-2.14	1.39	0.16	1.77	0.37
SR3104 RICECREST EMERSON-ET	-0.16	0.64	-0.01	-0.16	-0.31	0.07	-0.26	0.83	0.27	1.29	0.05	-0.28	-1.12	-0.68	-1.60	2.17	0.44	-0.96	2.06	-1.09	-0.45	2.39	1.71	-1.11	0.99	-0.48	-0.53	2.37	0.34	-0.39
S000621 RICECREST FIDEL-ET	-0.29	0.69	0.19	-0.26	-2.39	0.86	0.33	1.70	0.02	1.82	-2.79	-0.18	-2.07	0.50	-0.40	-0.28	0.89	-2.55	0.50	-0.03	1.07	2.05	1.48	-0.76	0.99	0.08	1.02	0.89	2.48	-0.11
SR2787 RICECREST MARTY -ET	1.66	0.82	-0.10	0.58	1.04	1.63	1.45	1.73	0.58	-0.17	-0.81	-0.19	0.62	0.08	-1.93	0.88	-0.16	-1.62	0.00	0.24	1.69	1.16	0.83	1.74	0.55	-2.47	0.51	1.82	1.08	0.48
S000148 RICECREST MONDAY-ET	0.79	0.76	0.24	0.59	-1.51	0.54	-0.32	1.74	1.34	-1.24	1.99	-0.07	0.11	1.79	-0.45	-1.63	3.46	-2.69	1.82	0.22	0.57	2.61	-0.33	-0.21	0.06	-1.24	1.31	2.15	0.47	1.32
S000608 RIETBEN CHARGE	0.40	0.67	-0.39	0.69	-0.86	0.54	0.70	0.45	-0.63	0.79	0.48	0.04	-1.00	-1.95	-1.89	0.07	-0.41	-2.60	1.38	-0.79	2.49	1.88	0.10	0.98	1.05	-2.29	1.05	-1.05	0.24	-0.53
SR2620 RO-DENE AERO FENELLA ICE -ET	0.15	0.72	0.11	-1.76	-0.40	0.23	0.92	-0.19	0.28	-0.27	0.88	-0.18	-0.99	1.08	0.27	-0.43	-0.93	-2.31	1.16	-1.69	0.29	0.52	-0.04	1.78	0.30	-1.51	1.04	-1.26	-0.79	0.05
SR2159 ROBTHOM INTEGRITY -ET	2.51	0.85	2.48	2.21	3.28	1.76	1.05	1.82	2.12	2.13	1.78	2.33	2.67	1.17	0.08	0.32	2.19	2.48	1.44	-0.67	1.02	2.55	0.86	1.76	-0.25	-0.81	2.77	0.52	-0.51	1.98
SR2264 ROCKY-VU EMPEROR -ET	1.30	0.94	-0.30	0.50	2.50	0.94	1.04	0.52	0.97	-0.70	0.31	-0.57	0.33	0.97	-0.30	1.80	-0.79	3.50	0.57	-2.53	0.22	1.83	1.22	0.90	1.10	0.51	-1.03	1.21	-0.21	1.20
S000311 RODENBERG NUCLEAR-ET	1.19	0.63	-0.30	0.83	3.20	1.15	1.34	1.54	1.35	-0.66	0.32	-0.87	-0.43	-0.18	-1.06	1.13	1.08	1.40	0.92	1.17	-0.52	0.09	1.46	0.18	2.57	-0.93	1.02	0.80	0.90	1.24
SR2500 ROTHROCK LUCIUS -ET	2.33	0.82	-0.16	-1.02	3.57	3.33	2.44	3.50	1.82	-0.62	-0.95	-0.78	-0.98	2.32	2.12	-1.32	-0.89	3.27	2.06	-2.18	-0.21	2.55	2.54	1.61	2.50	0.29	4.89	2.23	4.17	1.67
SR2714 ROYCEDALE ACADEMY	1.70	0.80	1.63	-0.58	1.28	1.69	2.16	1.06	1.65	1.90	1.00	1.57	-1.31	1.70	3.17	-1.88	0.18	-1.67	4.51	-2.22	-0.13	2.94	1.73	1.73	2.40	2.31	2.16	-0.56	1.48	2.22
0146384 RUANN 2800 MANDEL HELIACO	1.48	0.80	0.83	0.40	-1.26	2.05	1.58	2.44	1.58	1.63	0.12	1.22	-1.33	0.68	0.97	0.38	1.16	-1.50	2.09	1.63	-0.84	0.41	0.10	2.71	-0.55	0.04	1.76	1.93	0.35	2.00
0146755 RUANN 2886 MANDEL PATO -TEI	0.11	0.65	-0.97	-2.00	-0.70	0.64	0.40	0.40	0.17	-0.57	-0.80	-1.16	-2.99	-1.34	-1.21	-2.21	0.07	-2.80	1.33	0.30	0.17	0.55	0.57	0.25	-0.18	-0.51	0.60	-0.71	-0.14	0.44
0146757 RUANN 2888 PRESCOTT TITO	0.10	0.71	-0.32	0.94	1.10	-0.77	-0.28	-0.88	0.44	-0.56	0.07	0.04	0.44	0.83	-0.09	0.46	-0.50	0.23	-0.11	-0.48	1.44	-0.10	-1.90	0.56	-0.23	-0.67	0.04	-0.83	0.47	0.49
0151201 RUANN 3309 BELLWOOD RA -TEI	-0.15	0.69	0.34	-1.12	0.52	0.01	-1.24	0.45	0.88	0.41	1.33	0.67	-0.40	-1.26	-0.11	-0.17	-1.69	0.14	0.30	0.74	-2.37	1.27	0.11	-2.69	0.15	-0.23	-0.17	1.77	-1.05	1.23



EVALUACION GENETICA NACIONAL RAZA HOLANDO 2010

Sección 1 - Toros Evaluados para Características de Producción y Tipo - Lineales

	VALOR GENETICO ESTANDARIZADO									EC				GR		PP			SM			UA			UP		CL			
	CF	Rep	EC	GR	PP	SM	UA	UP	CL	EST	TRD	TAM	ANCP	PRF	FRL	CIZO	AIZQ	PEZ	HUE	CUR	PROF	TEX	LIGM	INS	COLP	LARP	ALT	ANC	COLP	FLECH
0143198 SAN ALBERTO LIEUTENANT	-0.26	0.60	2.04	-1.40	0.90	-0.38	-0.14	-0.65	-0.27	2.15	1.85	1.85	-0.04	-0.55	0.33	-1.95	-0.64	4.72	-0.91	-2.09	-1.06	0.53	1.92	0.39	-0.16	1.05	1.14	-0.34	1.62	-0.38
0148835 SAN ALBERTO SKYBUCK ASTRO	-0.98	0.80	0.40	-0.78	0.68	-2.03	-2.87	-1.39	-0.31	0.92	-0.30	-0.04	-0.07	-1.13	1.11	-2.31	1.10	2.36	0.69	-0.91	2.68	-1.73	0.30	-2.58	-2.73	1.23	-0.02	-0.98	-0.56	-0.64
0128504 SAN ALBERTO STARBUCK	-1.03	0.80	-0.76	-2.07	-2.02	-1.01	-1.14	-1.56	-0.88	-0.23	0.53	-0.82	-0.12	0.97	-0.10	-0.52	-2.10	0.92	0.05	1.72	-0.11	-1.07	-0.62	-0.98	0.05	1.61	-0.53	-2.16	0.27	-0.61
0149907 SAN ALBERTO STORM	1.09	0.87	-0.85	0.60	-0.06	1.12	1.96	0.76	0.38	-0.62	-0.34	-1.08	-2.11	-0.93	0.80	0.57	-0.46	0.10	1.01	2.28	-0.52	0.30	0.88	1.51	2.27	-1.29	0.54	0.88	2.59	0.11
S000130 SANDY-VALLEY ADDIAS-ET	1.58	0.70	-0.23	1.50	0.05	2.30	2.06	2.00	1.58	-0.59	-3.01	-0.71	-0.67	1.52	1.89	1.10	0.51	-1.25	0.30	-0.24	-0.23	2.16	1.36	2.90	0.80	0.32	0.68	2.54	2.33	1.69
S000419 SANDY-VALLEY FRONTIER-ET	-0.07	0.68	0.72	-0.58	1.22	-0.55	-0.47	0.50	0.92	0.19	1.27	0.75	0.44	0.15	-1.55	0.86	0.03	0.04	-0.35	0.93	-1.83	1.13	1.36	-1.22	1.88	-2.03	-0.60	1.37	3.24	1.39
S000410 SANDY-VALLEY TREDWAY-ET	0.73	0.70	1.47	-2.61	1.98	0.63	0.56	1.06	1.70	1.29	1.20	1.06	0.99	0.97	-2.28	-1.59	-1.35	1.18	0.75	-0.12	-0.93	0.66	3.02	0.50	2.09	-2.60	-0.81	1.22	2.88	1.74
0152981 SERRANO DEMAND MARCO	-2.96	0.76	1.37	0.74	-2.69	-3.29	-3.41	-2.80	-1.67	1.76	-0.41	1.29	-0.10	0.04	0.35	1.84	1.72	-0.65	-0.62	0.05	-1.09	0.47	-1.02	-3.64	-2.60	-0.52	-2.72	-1.05	0.79	-1.54
0154783 SERRANO MARTY PATRON -TE	-0.08	0.68	-0.22	0.48	0.81	-0.39	-0.36	0.11	0.02	0.06	-1.04	-0.81	-1.05	-0.70	-0.51	0.58	-1.29	0.39	0.47	-0.33	0.95	0.74	-1.41	0.96	-0.19	-1.33	0.83	-0.77	-0.85	0.35
0135594 SERRANO TESK 1464	0.41	0.66	0.05	-1.08	-0.34	0.42	-0.11	0.54	0.51	-0.33	1.40	0.25	0.32	1.28	-0.59	-2.45	1.76	0.39	2.32	1.67	0.18	2.83	1.40	0.18	-1.48	1.30	1.25	-0.55	1.14	0.16
SS2843 SHOREMAR JAMES	2.13	0.87	1.27	1.55	0.16	2.34	1.91	2.02	1.51	2.25	-0.12	1.78	-2.07	-0.55	0.76	0.85	0.29	-2.31	2.49	-1.50	2.15	2.25	1.84	4.13	-0.25	1.78	2.84	-0.95	1.07	1.54
SS2334 SHOREMAR MASON	2.31	0.84	1.59	2.20	1.66	1.99	0.88	3.72	3.48	1.47	-1.55	2.09	1.35	3.47	3.79	0.35	0.50	-2.67	1.86	2.07	-2.79	1.41	1.99	1.55	-0.36	-0.64	2.32	4.96	1.17	3.52
SS2330 SHOREMAR MILAN	1.06	0.69	1.09	2.79	-0.19	1.02	1.01	0.80	0.68	2.27	-1.01	2.26	-1.13	1.10	2.88	1.99	0.66	-1.55	0.76	2.50	-0.58	1.14	-0.30	1.78	0.20	-1.79	0.02	0.64	-0.13	0.73
SS2860 SIEMERS LEADING DICTATOR	0.30	0.78	0.40	0.36	-1.35	0.28	0.39	0.25	0.35	1.17	-2.17	0.32	-1.48	-1.15	1.84	0.19	1.68	-1.84	2.85	0.54	-0.97	3.22	0.93	0.24	-0.51	0.07	1.98	-1.26	-0.74	0.00
S000272 SILDahl BW DUTCH BOY-ET	2.37	0.61	0.98	0.90	1.21	1.54	1.90	1.69	1.68	1.53	0.22	0.60	-1.15	0.38	0.58	1.65	-0.81	0.28	1.32	-1.25	-1.84	1.94	1.11	0.99	0.72	0.10	0.34	2.14	-0.53	1.80
SS2957 SILKY COUSTEAU	3.76	0.76	3.41	4.92	2.70	3.10	1.69	4.19	3.44	3.64	1.77	3.36	0.64	1.08	2.69	1.47	4.74	1.20	3.58	-2.39	-0.90	3.85	2.72	2.85	-0.52	-1.37	2.35	4.16	-0.78	3.02
SS2958 SILKY GIBSON	2.98	0.78	3.30	3.73	1.34	2.03	2.43	1.41	3.44	3.32	1.83	3.46	-1.26	2.39	3.62	0.12	2.90	0.82	3.69	-2.82	-0.22	2.81	0.43	2.31	1.93	-0.92	1.61	1.55	-0.76	3.71
SS2635 SILVERRIDGE NICOLAS	-0.52	0.76	-0.40	-0.12	-2.25	-0.13	-1.17	0.59	-0.01	0.40	-0.91	-0.74	-1.78	-1.63	1.55	1.45	1.36	-3.45	2.73	-0.17	0.59	1.04	3.28	-2.07	-1.32	-0.74	1.52	-0.91	0.74	-0.44
S000081 SRB COLLINS ROYAL HUGO	-2.81	0.75	-4.10	-3.14	-2.37	-1.52	-2.38	-0.05	-1.93	-3.43	-2.36	-3.71	-3.70	-2.01	-2.83	0.55	-3.69	-5.26	-0.61	3.12	-1.33	-1.29	-1.58	-2.74	-2.63	0.79	0.70	-0.11	-1.33	-1.81
SS2507 STARTMORE ROCKET	0.51	0.80	0.89	0.02	1.31	0.32	0.68	0.06	0.57	0.81	0.45	0.94	1.02	0.38	0.91	1.12	-1.93	-0.16	1.46	-1.34	-0.11	1.29	-0.16	1.25	0.45	-1.11	0.69	-0.32	0.78	0.54
SS2636 STARTMORE ROYALIST	0.41	0.92	-0.28	-1.74	-0.21	0.58	1.19	0.17	0.27	-0.89	2.83	-0.22	-0.62	1.01	-0.19	-0.73	-2.36	-1.62	1.56	-1.33	-0.64	0.35	-1.79	2.41	0.62	1.04	1.81	-0.81	-0.08	0.30
SS2501 STARTMORE RUDOLPH	1.58	0.82	1.98	0.41	0.19	1.43	1.42	1.01	1.31	2.33	1.68	2.16	-0.65	0.49	0.45	-0.71	-0.46	-1.84	2.41	-1.39	1.78	2.15	1.37	2.02	0.57	-1.02	1.47	-0.13	0.83	1.33
SS3050 SULLY ELTON ALLAN -ET	0.00	0.75	2.50	1.14	-0.73	0.05	1.06	-0.67	-0.08	2.35	1.21	1.33	0.10	-0.43	0.44	0.11	0.94	-1.25	1.10	1.63	2.33	2.11	1.19	0.46	1.36	0.42	-0.73	0.53	1.36	-0.22
S000435 SUMMERSHADE IGNITER	2.43	0.78	1.28	1.28	1.81	2.49	3.86	1.35	1.86	1.20	-0.69	1.14	1.45	3.40	1.58	-0.55	1.19	0.86	2.05	2.18	4.43	3.30	2.82	3.26	3.17	1.49	-0.02	1.29	1.90	1.53
S000151 SUMMERSHADE INQUIRER	2.23	0.81	0.60	1.27	1.69	2.04	2.88	1.50	2.05	1.09	-0.83	0.87	-0.08	1.54	0.20	-0.38	1.16	-0.46	3.63	1.14	1.36	3.56	3.22	1.65	3.37	1.11	-0.03	1.72	2.45	2.23
S000200 SUNSHINE-D-P M PATRIOT-ET	0.10	0.71	-0.32	-3.31	1.80	-0.13	-0.55	0.59	-0.03	0.51	-0.92	0.36	-1.44	0.15	0.23	-2.41	-1.54	1.58	-0.45	-0.01	-0.15	-1.79	-0.37	-0.24	-0.70	0.15	-0.72	1.88	-1.20	-0.14
ST2918 TALON PLEASANT HOPE TCG -ET	0.97	0.64	0.74	2.25	1.38	1.21	-0.27	2.33	0.16	0.70	0.74	-0.42	-0.53	-0.65	-1.36	1.11	0.72	-0.89	0.81	0.18	0.34	1.09	1.11	-0.17	0.62	-0.02	1.34	2.99	1.78	0.28
S000617 TAYACRES MARTY POP-ET	0.56	0.64	0.22	0.13	0.85	0.22	0.61	0.66	-0.11	-0.20	-2.89	-0.97	-0.16	0.81	-0.70	0.64	-1.92	-0.32	-0.26	0.59	0.12	1.65	0.66	1.33	0.33	0.20	-0.68	0.72	1.71	-0.41
S000036 TEMPLEDALE GONDOLA	0.45	0.83	0.77	0.25	0.19	-0.44	-0.77	-0.44	1.15	1.38	-0.26	1.42	-0.05	0.49	2.46	-0.22	0.08	0.27	0.02	-3.11	-0.98	1.93	0.95	-0.75	-0.43	1.33	0.39	-0.81	1.00	0.99
S000229 TESK-HOLM BOURDEAUX-ET	3.06	0.75	1.69	0.34	2.03	3.42	2.53	3.62	3.15	1.05	1.25	1.57	-0.85	1.30	0.24	-0.23	0.28	0.44	1.48	0.50	-2.32	3.21	2.51	2.66	1.78	0.28	2.88	2.33	0.36	3.01
S000233 TIDY-BROOK SUMMERWOOD-ET	1.74	0.61	2.46	0.15	0.91	1.99	1.69	1.70	1.99	2.45	1.12	2.55	-0.72	0.62	0.00	0.39	-0.68	-0.73	1.27	-0.06	-1.31	1.23	1.60	2.01	0.35	1.27	1.85	0.86	-0.08	2.08



EVALUACION GENETICA NACIONAL RAZA HOLANDO 2010

Sección 1 - Toros Evaluados para Características de Producción y Tipo - Lineales

	VALOR GENETICO ESTANDARIZADO									EC					GR		PP			SM			UA			UP			CL	
	CF	Rep	EC	GR	PP	SM	UA	UP	CL	EST	TRD	TAM	ANCP	PRF	FRL	CIZO	AIZO	PEZ	HUE	CUR	PROF	TEX	LIGM	INS	COLP	LARP	ALT	ANC	COLP	FLECH
S000188 VAN-ACRES SHADY-WAY NIKE	0.89	0.71	-0.49	0.10	1.36	0.96	1.38	0.33	0.53	-0.65	-1.37	-0.28	-2.15	-0.15	1.64	2.07	-1.38	-0.03	-0.19	-0.23	0.12	-1.46	0.78	0.39	1.81	-2.63	-1.50	-0.03	0.15	0.24
S000058 WA DEL MARCEL -TW	0.63	0.68	0.68	-1.28	1.19	0.56	0.12	1.13	1.66	1.19	1.41	0.53	-1.92	-0.47	-0.21	-2.37	-0.65	-0.27	3.14	0.58	-1.73	1.30	1.79	0.00	0.36	0.57	1.74	0.60	-0.24	1.50
S000360 WALKERBRAE LOGISTIC	1.47	0.70	2.60	0.96	0.51	0.66	0.74	0.95	2.10	2.64	-0.72	1.66	-2.29	1.21	2.26	-1.07	1.25	-0.84	4.12	-1.49	0.52	2.53	2.15	0.96	0.69	-0.44	0.79	0.08	0.75	2.05
S000056 WEAVERLINE BENCH EDDIE -ET	2.86	0.72	-0.06	-0.05	2.26	2.90	2.93	2.44	3.05	0.51	-0.91	1.03	-1.84	1.13	2.81	1.03	-1.93	-0.81	1.32	2.55	-1.44	2.62	4.61	3.36	0.81	0.99	2.95	0.14	3.05	3.38
SW2435 WELCOME GOLD -ET	-0.15	0.69	-1.11	0.27	-0.84	0.24	0.83	-0.35	0.50	-0.43	-1.90	-1.30	-1.91	-1.01	-1.25	0.62	0.19	-0.62	1.19	0.06	0.30	1.23	-0.14	1.28	0.89	0.07	-1.33	0.34	3.05	0.01
SW3073 WIL-HART ALVIN -ET	0.63	0.68	-0.65	-0.54	1.79	0.66	0.28	1.73	0.39	0.45	-0.91	-1.01	-1.06	-0.88	-2.01	-1.38	0.27	0.99	1.17	1.11	1.92	2.26	3.07	0.36	1.64	-3.47	1.50	1.33	2.67	0.81
S000150 WINDEMERE JAMBOREE	1.49	0.67	1.09	2.96	0.28	1.43	0.52	2.49	2.16	1.45	-1.14	1.51	0.66	1.70	4.00	0.62	2.04	0.04	2.79	0.36	-1.02	2.60	0.77	-0.69	1.64	-0.34	0.87	2.35	1.23	1.95



EVALUACION GENETICA NACIONAL RAZA HOLANDO 2010

Sección 2 - Toros Evaluados para Características de Producción

		LECHE					GRASA							PROTEINA						
		DEP	Rep	Per	NR	NH	DEP	Rep	Per	G%	Per%	NR	NH	DEP	Rep	Per	P%	Per%	NR	NH
S000016 528 BROEKS SUN UP -ET	1994	140	0.87	85	16	95														
SA2576 ABS CUBBY J LENO -ET	1991	38	0.79	63	10	53														
S000329 ALFRA OTTIMO -ET TV	1997	-60	0.85	39	15	94	3.3	0.66	79	0.11	97	8	29	-0.2	0.68	61	0.07	98	8	31
SA2597 ALTAGEN ALLEGED ETM	1990	-174	0.62	12	6	16														
0135223 ALTAGEN CHAMP	1994	19	0.92	59	33	152	0.0	0.65	60	0.08	94	9	18	-4.4	0.66	29	-0.03	28	9	19
S000027 ALTAGEN GOWAN	1994	245	0.71	96	5	32														
S000494 ALTAGEN-I DELIVERANCE-ET	1996	310	0.76	98	7	50														
SA2881 ANKERIDGE CONVERSE KING -ET	1993	-35	0.71	45	8	26														
0129182 APA 164 GATO	1993	146	0.60	86	3	19														
S000324 APINA MILLENNIUM RED	1997	92	0.85	76	14	89	5.0	0.82	88	0.04	85	9	73	5.2	0.82	91	0.04	92	9	71
S000098 APPLOUIS ORLANDO-ET	1999	-26	0.70	48	16	27														
SA2973 AR ADAMS SANDY -ET	1996	105	0.63	78	16	22														
S000158 AR-JOY SLOCUM ADAM	1995	-18	0.81	50	15	61	3.4	0.69	80	0.01	70	8	31	0.2	0.72	64	-0.01	50	8	35
SA2742 ARLINDA AEROSTAR -ET	1991	124	0.95	82	38	265	3.2	0.76	79	-0.05	23	13	40	8.5	0.76	98	0.04	92	12	38
S000155 ART-ACRES EMORY KEN-ET	1995	263	0.66	97	3	20														
S000396 ART-ACRES WADE TEX B-ET	1997	169	0.65	89	6	25														
SA2955 ASKEW WADE ADVISOR -ET	1997	110	0.65	80	14	20														
SB2969 B Y U FINAL SCORE -ET	1992	168	0.80	88	8	45	7.0	0.75	94	-0.02	45	8	39	11.1	0.77	99	0.01	74	8	40
S000503 B-Y-U MANDEL BOMBAY-ET	1995	350	0.70	99	3	34														
SB2691 BA-PRAIRIE INFALIBLE -ET	1996	-3	0.62	53	7	16														
S000601 BAGWORTH CAMS AMBIENCE-ET	1998	-71	0.64	36	4	32														
S000182 BALSOMS KARL	1997	10	0.66	57	3	30														
SB2920 BAYVILLE NOAH -ET	1991	64	0.92	70	34	149	6.5	0.80	93	0.09	95	16	53	3.1	0.81	81	0.02	83	16	54
SB2369 BAZI	1990	126	0.75	82	6	32	1.6	0.61	70	-0.01	54	3	12	1.3	0.61	71	-0.02	38	3	12
S000211 BEACHLAWN TAMMY MAJIC MC-ET	1996	-57	0.88	40	16	109	-1.0	0.84	54	0.04	85	9	77	-1.8	0.85	49	0.01	74	9	81
S000022 BELFAST COOKIE	1998	155	0.65	87	10	22														
S000539 BELROSE BSTAR CONCEPT-ET	1991	-84	0.62	33	5	20														
S000372 BENNER JUSTIN	1997	-113	0.90	26	26	150	0.2	0.68	61	0.05	87	8	32	1.5	0.70	72	0.08	98	8	34
S000405 BERGMANWIL ASTAR OTTER	1993	194	0.68	92	4	25														
S000327 BERNARDIS BW LAIBERT TV -TL TM	1996	87	0.80	75	13	60														
SB2555 BILJEAN WISTER STARMAN -ET	1991	184	0.87	90	19	94	4.9	0.82	87	-0.02	45	12	57	2.5	0.83	77	-0.05	14	12	59
0150960 BOLIVAR 106 AEROLINE JOSE	1999	-28	0.70	47	3	30														
S000464 BOMAZ DRIFTER-ET	1998	131	0.85	83	16	100	6.9	0.65	94	-0.05	23	9	30	11.2	0.71	99	0.07	98	9	39
SB2530 BRABANT STAR PATRON -ET	1991	128	0.93	83	25	102	5.4	0.88	89	0.01	70	19	63	5.0	0.90	91	0.01	74	21	74
SB2848 BRAEDALE BARCELONA	1991	8	0.70	56	5	22														
S000076 BRICDALE MASCOT OTTO	1992	89	0.66	75	8	24														
S000021 BRIGEEN CHANT-ET	1994	188	0.75	91	7	42														
S000035 BRILEA GILLE FOREMAN	1995	-126	0.81	23	11	53	-1.2	0.62	53	-0.03	37	4	18	-1.2	0.62	54	-0.03	28	4	18
S000393 BROOKS-TWAIN J PANTHER-ET	1995	231	0.70	95	5	29														
SB2736 BROOKS-TWAIN M A PATRICK -ET	1991	362	0.80	99	8	64														
SB2417 BUCKLIN BEAR CANUTE	1990	15	0.82	58	6	56														
SB2898 BURKET FALLS POLLED PLUS -ET	1991	-81	0.70	33	6	30														
0143646 C BERMASKA MASON ROXER -TEI	1997	116	0.61	81	4	15														
SC2964 CAERNARVON JACKSON	1992	-101	0.93	28	15	176	-2.2	0.82	46	-0.02	45	8	64	-0.6	0.85	58	0.03	88	9	78
SC2737 CAERNARVON JETHRO -ET	1991	68	0.88	71	12	103														



EVALUACION GENETICA NACIONAL RAZA HOLANDO 2010

Sección 2 - Toros Evaluados para Características de Producción

			LECHE					GRASA					PROTEINA								
			DEP	Rep	Per	NR	NH	DEP	Rep	Per	G%	Per%	NR	NH	DEP	Rep	Per	P%	Per%	NR	NH
SC2885 CAERNARVON SHUT OUT	1998	61	0.62	69	10	18															
S000062 CAERNARVON STEPHEN -ET	1991	176	0.62	89	3	17															
S000412 CALBRETT-IHH CHAMPION	1997	258	0.68	97	10	25															
S000429 CANYON-BREEZE ALLEN-ET	1995	133	0.70	84	13	34	8.5	0.60	97	0.07	92	12	23	6.4	0.63	95	0.03	88	12	26	
S000625 CANYON-BREEZE LANTZ ANCH-ET	1999	181	0.60	90	7	24															
0142713 CARBONERO 1 MANDEL LIDER	1997	68	0.91	71	12	111	1.7	0.88	70	-0.2	45	6	87	0.0	0.88	63	-0.4	20	6	88	
S000096 CARTERS - CORNER ALLY - -ET	1998	122	0.83	82	26	65	9.7	0.66	98	0.12	98	8	24	5.2	0.66	91	0.00	63	8	24	
S000504 CATALINA MATTER-ET	1997	178	0.72	90	10	41															
S000264 CEDARWAL SKYHAWK	1996	247	0.83	96	16	75															
SC2739 CHANCE SOUTHWIND LB ZACK -ET	1990	38	0.90	63	15	100	10.4	0.75	98	0.11	97	5	27	6.0	0.76	94	0.03	88	6	28	
0121074 CHARANGUERO 32 TONY TRIPLE -TE	1990	-35	0.71	45	3	23															
0126406 CHARANGUERO 55 JETHRO STARB.	1992	-145	0.73	19	6	31	-3.2	0.67	40	0.08	94	3	26								
0129412 CHARANGUERO 72 DELEGATE	1993	-42	0.61	43	4	15															
0131497 CHARANGUERO 84 STARBUCK	1994	-4	0.68	53	3	22															
0127026 CHARLIE 317 BODA EMPERADOR	1992	-20	0.68	49	6	24															
0157044 CHARLIE LEADER BLIZZARD	2001	-54	0.69	41	3	28															
0143063 CHARLIE MANDEL BSTAR MISTER	1997	24	0.64	60	5	20															
0147699 CHARLIE MANDEL CH.MARK -TEI	1998	222	0.63	94	8	21															
0142573 CHARLIE MILAN SUPREME IRSO	1997	86	0.82	75	3	61															
0133252 CHARLIE ROYAL CHAIRMAN KING	1994	8	0.83	56	7	73															
0143064 CHARLIE SLOCUM LEADMAN CONO	1997	-22	0.72	49	5	37															
SC2903 CHEL BROOK FORM TITUS -ET	1997	60	0.82	69	23	54	3.8	0.62	81	-0.4	30	11	18	3.2	0.65	82	-0.6	9	12	20	
SC2905 CHEL BROOK LL TORIN -ET	1997	260	0.67	97	9	23															
0149754 CIELO LINDY 6	1999	-2	0.80	54	3	49															
S000742 CITYEDGE EXPRESS-ET	2000	168	0.60	88	4	23															
S000351 CLAYNOOK GARNET	2001	-189	0.75	10	9	39	-2.7	0.62	42	0.04	85	5	19	-4.2	0.63	31	0.00	63	5	19	
SC2778 CLOVER VALLEY MANDYMAN	1991	95	0.85	77	8	67	4.0	0.75	83	-0.2	45	5	33	1.9	0.76	74	-0.6	9	5	35	
S000404 CLOVER-VALLEY PAT SLOAN-ET	1998	215	0.70	94	6	30															
SC2873 CMV SW MARCUS -ET	1991	215	0.83	94	13	60															
S000467 CO-OP BRISTOL ONEIDA-CRI-ET	1997	171	0.70	89	3	37															
S000474 CO-OP COMPLETE-CRI	1998	382	0.85	99	14	99															
S000379 CO-OP DEMAND MASTERY-CRI-ET	1998	108	0.90	79	24	144	1.1	0.80	67	-0.6	16	14	69	5.0	0.83	91	0.05	95	14	81	
S000686 CO-OP LONDON COSMO-ET	1997	226	0.71	95	3	37															
S000313 CO-OP-INT LL ARIEL-TCG-ET	1997	-45	0.85	43	14	87	-1.0	0.77	53	0.05	87	7	53	-1.4	0.79	52	0.02	83	8	56	
SC2547 COASTLINE CARL VULCANNO	1990	-184	0.85	10	6	75															
SC3080 COLL-LAWN ILLUMINATOR-ET	1992	10	0.81	57	8	56															
S000031 COMBINATION CONTENDER	1994	206	0.70	93	5	25															
S000261 COMESTAR CLASSIC	1996	132	0.64	83	5	19															
S000735 COMESTAR CRACKHOLM MEMOIR-ET	1999	308	0.69	98	3	38															
SC2674 COMESTAR LANKY -ET	1991	-7	0.76	53	8	35	-0.2	0.70	58	-0.2	45	3	25	-0.1	0.71	61	-0.3	28	3	25	
S000430 COMESTAR LASER	1998	138	0.87	84	20	109	2.5	0.67	75	-0.5	23	5	28	5.0	0.69	91	0.03	88	7	30	
SC2956 COMESTAR LEMPIRE	1998	54	0.69	67	13	22															
S000595 COMESTAR MANAGER	1998	135	0.62	84	5	20															
S000259 COMESTAR STORMATIC	1997	330	0.73	99	10	34	9.4	0.68	97	-0.9	5	9	28	13.1	0.70	99	-0.2	38	9	29	
SC3000 CORDESVIEW OSCAR KAVA	1993	42	0.67	64	10	23															



EVALUACION GENETICA NACIONAL RAZA HOLANDO 2010

Sección 2 - Toros Evaluados para Características de Producción

		LECHE					GRASA						PROTEINA							
		DEP	Rep	Per	NR	NH	DEP	Rep	Per	G%	Per%	NR	NH	DEP	Rep	Per	P%	Per%	NR	NH
S000521 CORYDON LONDON GENTRY-ET	1998	59	0.61	68	8	22														
SC2837 CRESCENTMEAD C MONROE -ET	1993	73	0.92	72	18	141	-4.4	0.81	32	-0.9	5	8	52	2.3	0.82	77	0.00	63	9	54
S000332 CREST-VIEW-ACRES BW SIR	1997	244	0.76	96	8	50														
SD2925 D E B RUBYTOM APOLLO -ET	1997	108	0.67	79	15	23														
S000569 DADO L. MONTU -TL TM TV G.M.	1995	103	0.71	78	6	38														
0122134 DARLINA ABDULAMID RUSS	1991	-295	0.70	1	3	24														
0125014 DARLINA ABELINO VALIANT	1992	124	0.81	82	9	53	-3.3	0.70	39	-1.3	0	6	24	0.2	0.70	64	-0.03	28	6	25
0119073 DARLINA FLAGRANTE INSPIRATION	1990	-57	0.84	40	3	63														
0123619 DARLINA FLAVIEN VALIANT	1991	-167	0.73	14	3	33														
0122772 DARLINA MULTAN JIFFY	1991	93	0.62	76	3	19														
0134302 DARLINA POLIANO INSPIRATION	1995	63	0.77	69	8	41														
0121550 DARLINA POLO MATTADOR	1991	27	0.85	61	3	64	4.0	0.63	82	0.00	62	3	25							
0122779 DARLINA SAMARCANDA RUSS	1991	-4	0.62	53	3	23														
SD2813 DE SU AEROSTAR SPACE -ET	1992	201	0.93	92	23	155	7.6	0.91	95	0.03	81	12	122	6.7	0.91	95	0.00	63	12	122
S000183 DE VETHS JIRO	1996	-29	0.73	47	8	48														
S000235 DE-SU COOL-ET	1997	118	0.82	81	10	75														
SD2578 DE-SU CUBBY CHECKMATE -ET	1992	271	0.84	97	10	66														
SD2731 DEERINGS FER LI MARLOW-ET	1992	117	0.81	81	13	54	3.4	0.71	79	-0.2	45	9	29	-0.6	0.71	58	-1.11	0	9	27
SD2810 DEL MYR TESK NIKE -ET	1992	120	0.82	81	10	54	-1.2	0.79	53	-0.8	7	7	48	0.1	0.80	64	-0.08	3	7	46
S000041 DEL SANTO SMITH	1990	123	0.67	82	7	21														
S000347 DELABERGE MARQUIS-ET	2001	138	0.65	84	7	21														
S000673 DEN-K CUMULUS-ET	2000	301	0.80	98	7	70														
SD2621 DEN-K WILLOW WISTER -ET	1991	51	0.84	67	12	70	0.7	0.68	64	-0.4	30	8	33	4.2	0.69	87	0.06	97	8	33
S000039 DERIANNE COLORADO	1995	58	0.63	68	4	18														
S000030 DERIANNE J MARSEILLE	1994	155	0.69	87	4	24														
SD2907 DESTINY M RUDOLPH LOGAN	1997	44	0.73	65	8	34														
SD2615 DESTINY-M BLACKSTAR LAWYER	1990	285	0.92	98	16	146	7.3	0.84	95	-0.2	45	9	67	4.9	0.85	90	-0.05	14	9	72
SD2904 DIAMOND OAK FORM RHETT	1997	-2	0.77	54	15	42														
SD3002 DIAMOND W PRE ROB -ET	1993	75	0.73	72	12	31														
SD2814 DIAMOND W WIND KADDY ETS	1990	233	0.81	95	9	53	8.5	0.75	97	-0.4	30	5	37	8.4	0.76	98	-0.03	28	5	37
S000247 DIRIGO JACOB-ET	1996	-31	0.89	46	5	106														
S000334 DIRIGO-DANACO ARTHUR-ET	1997	-51	0.82	41	12	71	-4.5	0.63	31	-0.8	7	6	25	1.6	0.66	73	0.06	97	7	28
SD2859 DIXIE LEE BURKE -ET	1992	164	0.62	88	7	20														
S000091 DIXIE LEE LUKE BRIDGE -ET	1994	326	0.88	99	12	103	-0.4	0.83	57	-1.7	0	5	63	8.0	0.84	97	-0.02	38	5	66
SD2812 DOLLY VARDEN TESK DARBY	1993	1	0.89	54	19	98	1.5	0.70	69	0.08	94	10	28	1.1	0.71	70	0.05	95	10	29
SD2766 DOLLY-VARDEN FRONTIER BO -ET	1991	143	0.75	85	11	41														
0121500 DON DIEGO 24 GALAHAD	1991	-4	0.73	53	5	26														
0122858 DON DIEGO 26 CHAIRMAN JIFFY	1991	31	0.82	62	4	47	-4.8	0.70	29	-0.8	7	4	20	-3.0	0.71	40	-0.03	28	3	22
0131349 DON EDUARDO 851 BETO RAMBO	1994	136	0.62	84	3	13														
0142001 DON LEON 1719 INTEGRITY VALIANT	1997	-154	0.82	17	3	51	-8.3	0.82	11	-0.4	30	3	51	-6.0	0.82	19	0.00	63	3	51
0143785 DON LEON 1836 DARKSTAR	1997	29	0.65	61	3	19	-0.1	0.64	59	-0.2	45	3	19	0.7	0.65	68	0.01	74	3	19
0149136 DON LEON 2166 DARKSTAR	1999	-69	0.68	37	4	25	-7.8	0.68	14	-0.9	5	4	25	-4.9	0.68	26	-0.05	14	4	25
0150614 DON LEON 2233 JUROR MANDINGO	1999	72	0.63	72	3	13	-1.6	0.63	50	-1.3	0	3	13	-1.0	0.64	55	-0.07	6	3	13
0153166 DON LEON 2433 ROYALIST	2000	-15	0.67	50	5	22														
0154481 DON LEON 2546 RUDOLPH JUROR	2000	33	0.77	62	10	47	3.2	0.70	79	0.01	70	7	30	2.1	0.70	75	0.00	63	7	30



EVALUACION GENETICA NACIONAL RAZA HOLANDO 2010

Sección 2 - Toros Evaluados para Características de Producción

		LECHE					GRASA						PROTEINA							
		DEP	Rep	Per	NR	NH	DEP	Rep	Per	G%	Per%	NR	NH	DEP	Rep	Per	P%	Per%	NR	NH
0157672 DON LEON 2799 ICE TIGER CAT	2001	51	0.74	67	4	40	3.7	0.70	81	0.08	94	4	34	-0.2	0.71	60	0.01	74	4	34
0160870 DON LEON 3097 INTEGRITY TIGER	2002	42	0.64	64	9	23														
0120458 DON LEON 576 CHIEFMARK WILLOW	1990	-44	0.87	43	10	66	2.2	0.87	73	0.14	98	7	60	-4.1	0.86	32	-0.01	50	6	57
0123866 DON LEON 737 VALEDIE SAMMY	1991	70	0.64	71	3	15	-4.0	0.65	34	-0.11	2	3	15	-1.6	0.63	51	-0.03	28	3	15
S000446 DON-LIN-SONS FRED TAUREAN	1998	202	0.60	92	4	20														
S000672 DORDELL CONCORD-ET	1999	206	0.61	93	7	24														
0150816 DOSVE 140 RAIDER MANDINGO	1999	-211	0.88	6	4	95	-5.1	0.67	28	0.04	85	3	24	-7.7	0.68	9	-0.03	28	3	24
0127329 DOSVE 72 AVENGER MAJESTY	1992	-225	0.77	5	3	32														
S000201 DS-KIRBYVILLE MORGAN-ET	1996	32	0.64	62	3	21														
SD2185 DUNCAN BLACK ROMEO -ET	1990	260	0.74	97	7	18	4.2	0.69	84	-0.07	11	7	17	5.1	0.69	91	-0.05	14	7	17
SD2842 DUNCAN PROGRESS -ET	1993	164	0.82	88	21	45	4.7	0.69	86	-0.04	30	15	23	-1.4	0.70	53	-0.11	0	15	24
SD2564 DUNWOOD MARKO -ET	1990	211	0.91	93	13	145	0.7	0.70	64	-0.07	11	8	24	2.5	0.72	77	-0.04	20	8	26
SE2878 EASTVIEW CONNECTION -ET	1993	-33	0.87	46	14	82														
SE2614 EASTVIEW IMAGE -ET	1990	321	0.72	99	11	22	8.7	0.69	97	-0.01	54	11	19	10.2	0.68	99	0.02	83	11	18
S000289 EASTVIEW NBO REVENUE MATTIE	1997	51	0.77	67	7	53	1.8	0.70	71	0.02	76	3	36	0.5	0.72	66	-0.02	38	3	38
SE2835 EDGEMEAD MARK JOE	1994	163	0.87	88	17	102	1.9	0.70	72	0.03	81	7	26	-1.8	0.71	49	-0.03	28	7	27
0119241 EL CEIBO 0196 STAR PRESIDENTE	1990	-267	0.77	2	4	39														
0119247 EL CEIBO 0204 STAR CITATION	1990	-79	0.63	34	4	24														
S000564 ELITE GOLD BULLION-IMP-ET	1996	188	0.60	91	7	25														
S000561 ELITE MOUNTAIN DONOR-IMP-ET	1994	373	0.72	99	6	39														
SE2765 ELM-PARK LASALLE -ET	1991	137	0.87	84	24	84	3.6	0.60	80	-0.01	54	8	18	5.1	0.63	91	0.01	74	9	20
S000092 ELMBRINK EMPIRE -ET	1996	64	0.80	70	13	54	0.5	0.60	63	-0.07	11	6	15	2.3	0.62	76	-0.03	28	6	17
S000015 EMERALD ACR VR ADAM -ET	1994	159	0.86	87	22	94														
S000468 EMERALD-ACR-SA T-DAWSON-ET	1998	30	0.63	61	6	27														
S000611 EMERALD-ACR-VR CARSON-ET	1999	99	0.76	77	12	56														
SE2921 END ROAD HIGHLIGHT BUBBA	1993	64	0.69	70	10	28	1.9	0.67	71	-0.02	45	9	26	-0.2	0.67	60	-0.02	38	9	25
SE2834 END ROAD LEADMAN BARLO -ET	1991	337	0.90	99	24	107	3.7	0.86	81	-0.12	1	11	65	9.9	0.86	99	-0.01	50	12	66
SE2767 END-ROAD MASCOT MITT -ET	1992	-8	0.75	52	12	31														
0158817 ESTAGRO DIDI 083 LEDUC	2001	48	0.76	66	3	53														
SE2525 ETAZON ARISTIBOS MALIBU -ET	1991	45	0.89	65	24	104	3.2	0.64	78	-0.03	37	5	17	3.0	0.65	81	-0.05	14	5	17
S000108 ETAZON BOULEVARD - -ET	1995	133	0.68	84	5	29														
SE3053 ETAZON MAGNUM-ET	1991	106	0.89	79	17	103	-2.0	0.82	47	-0.09	5	12	60	0.5	0.83	66	-0.06	9	12	62
SE2415 ETAZON US DAWSON-ET	1991	120	0.66	81	3	18														
0127465 EUSKALDUN 44 DEVINE	1992	140	0.74	85	3	26														
SE2242 EVANS-CREEK GENE SHALLET	1990	292	0.85	98	22	74	7.6	0.62	95	-0.06	16	10	19	7.4	0.64	97	-0.05	14	9	20
SE3049 EVERNOOK ROEBUCK MAUCHO MAN	1995	229	0.87	95	14	84	-0.4	0.64	57	-0.18	0	7	19	1.2	0.65	70	-0.15	0	7	20
S000213 EXRANCO ABILITY-ET	1996	156	0.62	87	3	22														
SF2740 F&G-ACRES MR MOON	1991	-45	0.84	43	14	70	0.9	0.65	65	0.04	85	4	19	-0.1	0.66	62	0.02	83	4	20
0137104 FACUNDO SKYCHIEF II	1995	-105	0.86	28	3	76														
S000750 FAR-O-LA DEVOTED-ET	2001	-81	0.61	33	4	24														
SF3054 FAR-O-LA GLEN GOOFY-ET	1998	-75	0.64	35	11	24														
S000099 FAR-O-LA SHAMROCK-ET	1998	37	0.72	63	17	34	-1.8	0.61	49	-0.01	54	10	20	-4.5	0.62	28	-0.07	6	10	20
S000157 FARNEAR EL ASHLY DIAMOND-ET	1994	71	0.64	71	5	20														
S000135 FAY-WEST ELT MILKYWAY-ET	1995	335	0.70	99	4	25														
SF2509 FIR-RIDGE GERALDO-ET	1990	164	0.70	88	8	27														



EVALUACION GENETICA NACIONAL RAZA HOLANDO 2010

Sección 2 - Toros Evaluados para Características de Producción

	ID	AÑO	LECHE					GRASA					PROTEINA								
			DEP	Rep	Per	NR	NH	DEP	Rep	Per	G%	Per%	NR	NH	DEP	Rep	Per	P%	Per%	NR	NH
SF2668	FRAELAND LEADOFF	1991	-136	0.81	21	13	49	-3.9	0.71	34	0.02	76	7	28	-4.8	0.71	27	-0.02	38	7	28
S000380	FUST-PAULO LORD LARRY-ET	1997	69	0.82	71	9	62	-1.2	0.65	52	-0.08	7	5	31	4.6	0.69	89	0.04	92	5	35
S000078	FUSTEAD GRAND SIGHT-ET	1994	229	0.71	95	7	30														
SF2862	FUSTEAD OSCAR BRUTUS -ET	1993	56	0.90	68	20	116	0.2	0.81	61	0.01	70	9	57	-0.3	0.81	60	-0.01	50	9	56
SF3074	FUSTEAD VITAL SIGN-ET	1994	355	0.72	99	10	33														
S000167	FUTURALAND CELSIUS ZANZIBAR	1999	298	0.74	98	10	40														
S000075	FUTURALAND MANDEL ZORO-ET	1995	94	0.66	76	10	24														
S000567	GANDY MTOTO FICTION -ET	1999	97	0.77	77	6	54														
S000565	GHEZZI BELLW. SHAKOPEE -ET	1997	-9	0.68	52	3	30														
SG2575	GI- HILLCREST SW ELITE	1991	247	0.60	96	4	19														
SG2638	GILLETTE CARLTON	1992	-32	0.73	46	12	28	-5.5	0.60	25	-0.08	7	8	15	-4.1	0.61	32	-0.04	20	8	15
S000090	GLEN D HAVEN BW HAKEEM -ET	1996	114	0.60	80	5	18														
SG2954	GLEN DRUMMOND TESTON	1997	19	0.71	59	21	28														
S000316	GLEN-D-HAVEN DSTAR ROWDY-ET	1995	158	0.76	87	7	50	2.1	0.70	73	-0.11	2	3	38	5.6	0.71	93	-0.03	28	3	38
SG2322	GLEN-TOCTIN JOHNSON -ET	1990	112	0.82	80	14	53	3.2	0.66	79	-0.09	5	7	19	3.3	0.66	82	-0.07	6	6	18
S000576	GLEN-TOCTIN LEON-ET	1999	-20	0.61	49	3	24														
S000318	GLEN-TOCTIN PIPPEN-ET	1996	54	0.91	67	19	162	3.3	0.74	79	0.00	62	7	48	5.0	0.74	91	0.04	92	7	47
S000216	GLEN-TOCTIN SLOCUM BAILY-ET	1995	99	0.62	77	3	18														
S000377	GRAND-DELL WINCH LOU-ET	1998	28	0.69	61	10	36														
S000239	GRAND-SLAM MANASSAH-ET	1996	112	0.64	80	6	19														
S000356	GRANDUC TRIBUTE	1997	102	0.89	78	16	120	3.2	0.76	78	-0.01	54	9	47	4.0	0.79	86	-0.02	38	9	52
S000303	GREEN-VALE RUDOF VAMOSE-ET	1997	134	0.65	84	6	27														
0126676	GRILLO 699 STARBUCK WILSON -TE	1992	-148	0.74	18	3	26														
0161663	GRILLO 865 GIBSON MUÑECO	2002	-129	0.78	22	3	53														
SG3056	GUELDENER MARTY SHERL-ET	1998	-91	0.77	31	16	42	3.7	0.67	81	0.11	97	10	28	0.2	0.70	64	0.03	88	11	32
S000212	GUIDED-PATH-M PSCT NUGET-ET	1996	202	0.77	92	5	49														
0133814	GUITARRERO 0608 WILLOW V.STAR	1994	-95	0.73	30	5	32														
SH3038	H R Z TESK COMO MARIO -ET	1995	74	0.90	72	22	119	9.3	0.78	97	0.16	99	13	47	5.7	0.79	93	0.07	98	13	48
S000342	H-Z CELSIUS BIKER-ET	1997	314	0.90	98	21	146	2.7	0.68	76	-0.05	23	6	31	4.1	0.70	87	-0.05	14	6	34
0122270	HAIR'S COLUMBUS TONY COTO	1991	201	0.63	92	4	17	1.0	0.61	67	-0.06	16	4	17							
0120009	HAIRYS SEXATION ASTRONAUT	1990	-210	0.72	6	3	25														
0120006	HAIRYSBOOT MAKER COLLINSERE	1990	-167	0.82	14	3	48	-7.3	0.70	17	-0.03	37	3	23							
SH2712	HALMAR AGENDA	1991	174	0.92	89	37	162	7.1	0.65	94	0.00	62	13	21	6.7	0.66	95	0.04	92	13	22
S000381	HANOVER-HILL PREMIER-ET	1993	-100	0.84	29	12	83														
S000224	HANOVERHILL MONTANA-ET	1996	-93	0.79	30	13	47	-1.5	0.70	50	0.02	76	8	27	-1.5	0.70	51	0.00	63	8	26
SH2882	HARDYS AEROSTAR BIONIC -ET	1993	256	0.84	96	8	69														
S000159	HARDYS JUROR PALMER-ET	1996	68	0.60	71	4	15														
SH2977	HARPSTER DELIHTFUL DREAM -ET	1994	190	0.88	91	12	97														
SH2962	HASELMERE GLANCE	1993	203	0.87	93	24	96	4.7	0.70	86	-0.02	45	10	31	4.8	0.70	90	0.01	74	9	31
0151672	HAZELCREST RUDOLPH LEW	1999	92	0.94	76	27	239	2.1	0.91	73	0.00	62	17	143	1.6	0.91	72	-0.01	50	17	150
SH2261	HENKESEEN MARCI MARVELOUS	1990	181	0.66	90	12	19														
S000140	HI-KE ELTON SAMSON	1994	116	0.76	81	11	35														
S000012	HI-VAL AMBITION LEXUS	1992	-37	0.82	45	10	67	7.1	0.64	94	0.10	96	7	28	3.4	0.66	83	0.07	98	7	30
SH2486	HICKORY-PLAINS MAGICIAN	1991	166	0.66	88	7	27														
S000583	HIDDEN-VIEW AUSTIN-ET	2000	50	0.62	66	7	27														



EVALUACION GENETICA NACIONAL RAZA HOLANDO 2010

Sección 2 - Toros Evaluados para Características de Producción

		LECHE					GRASA						PROTEINA								
		DEP	Rep	Per	NR	NH	DEP	Rep	Per	G%	Per%	NR	NH	DEP	Rep	Per	P%	Per%	NR	NH	
SH2741	HIDDEN-VIEW MASCOT ETHAN-ET	1992	-28	0.67	47	6	19														
S000013	HIGH SIGHTS MASCOT BURR -ET	1992	44	0.86	65	13	89	-2.3	0.76	45	-0.07	11	10	46	3.8	0.77	85	0.02	83	10	49
SH2471	HIGH-SIGHTS BSTAR LIONEL	1991	157	0.62	87	4	15	8.7	0.61	97	0.09	95	3	14	6.2	0.61	94	0.04	92	3	14
SH2203	HIGH-SIGHTS DOE BOY	1991	155	0.88	87	12	120	7.7	0.62	95	0.01	70	3	20							
S000473	HILLSIDE M SOLO CRI-ET	1998	108	0.76	79	9	53	1.9	0.62	72	-0.05	23	7	26	2.2	0.66	76	0.01	74	7	30
S000471	HILLSIDE MJ SHARP CRI-ET	1998	29	0.67	61	6	29														
S000018	HILLTOP HANOVER I EMPIRE	1994	118	0.72	81	7	32														
SH2329	HILLTOP-HANNOVER-B DUSTIN -ET	1990	305	0.83	98	11	56														
S000302	HOLIM CASSA	1997	-112	0.79	26	11	55	1.0	0.63	66	0.14	98	4	23	-3.6	0.64	35	0.08	98	4	24
SH2394	HORIZON BLACK GOLD	1990	95	0.74	77	10	34	6.2	0.63	92	0.06	90	7	21	0.5	0.61	66	-0.07	6	7	18
S000105	HOSKING CELSIUS LARIET-ET	1996	234	0.65	95	7	24														
SH2986	HUNSBERGER ELTON COPPER -ET	1994	190	0.78	91	9	38	3.1	0.62	78	-0.07	11	5	16	3.7	0.63	85	-0.04	20	5	16
S000628	HUNSBERGER MANFRED HANK-ET	1999	236	0.73	95	13	44														
S000681	HY-PINE DUTCH SCORE-ET	1999	173	0.66	89	4	32														
SI2204	IMPERIAL-C CUBY COURTESY -ET	1990	300	0.78	98	5	38														
0158364	INDEPENDENCIA ASTRE DAMIAN	2001	295	0.65	98	5	22														
0142743	INDEPENDENCIA ASTRE ROXANO -TE	1997	-28	0.87	47	5	81	-0.1	0.71	59	0.05	87	3	33	-1.1	0.74	55	0.02	83	3	38
0126126	INDEPENDENCIA ASTRO JET JUEZ	1992	-62	0.78	38	3	35														
0132582	INDEPENDENCIA BROKER IRURITO	1994	-25	0.85	48	4	75														
0123050	INDEPENDENCIA COUNSELOR COMO	1991	-57	0.67	40	3	22														
0125552	INDEPENDENCIA COUNSELOR GUIO	1992	-28	0.89	47	13	95	-5.3	0.64	27	-0.06	16	4	14	-6.6	0.63	15	-0.01	50	4	14
0138623	INDEPENDENCIA INSPIRATION POVO	1996	-195	0.88	8	5	82	-11.3	0.84	1	-0.05	23	3	65	-9.2	0.85	1	-0.02	38	4	68
0160277	INDEPENDENCIA INTEGRITY KARLY	2002	192	0.61	91	3	15														
0146462	INDEPENDENCIA IV-ANN IRUSO	1998	-110	0.72	27	3	30														
0124551	INDEPENDENCIA JET KARLON -TE	1991	38	0.83	63	5	69														
0121748	INDEPENDENCIA JETHRO SIMON	1991	25	0.90	60	10	129														
0154073	INDEPENDENCIA LEAD POMELO -TE	2000	-345	0.92	0	7	155	-1.2	0.71	53	0.18	99	4	36	-7.0	0.71	13	0.06	97	3	35
0154359	INDEPENDENCIA LEADER DANIEL	2000	241	0.60	96	7	17														
0129942	INDEPENDENCIA LINCOLN KATECO	1993	-46	0.85	42	3	70														
0124010	INDEPENDENCIA MARATHON SILO	1991	134	0.85	84	14	69														
0138779	INDEPENDENCIA MASCOT IRINO	1996	-227	0.84	5	5	62	-2.3	0.72	46	0.17	99	3	30	-6.4	0.73	17	0.08	98	3	31
0141561	INDEPENDENCIA ROMEO POPESKU	1997	-30	0.72	47	3	28														
0154075	INDEPENDENCIA RORAE ZIMBO -TE	2000	-266	0.69	2	14	29														
0126854	INDEPENDENCIA VALIANT SILVIO	1992	-142	0.97	19	5	472														
SI3066	INDIANHEAD RED-MARKER-ET	1994	-48	0.62	42	6	13														
SI2831	INGLIS REGAL BURKE NOVA	1991	-59	0.89	39	17	102	8.8	0.74	97	0.15	99	9	44	-2.1	0.78	46	-0.08	3	9	50
0151671	INNLAWN BECK	1999	-69	0.91	37	15	152	0.8	0.87	65	0.05	87	10	103	-1.2	0.88	54	0.02	83	10	105
S000251	INNWOOD TERRASON	1996	-120	0.61	24	5	17														
SI2421	IV-ANN MARK TESK	1990	-18	0.82	50	23	42	3.8	0.77	81	0.07	92	18	35	-1.6	0.76	51	-0.09	2	18	33
S000248	J-K-R- PRESCOTT ARCADIA-ET	1996	84	0.70	74	7	31														
S000622	J-MOR DEMAND GENISIS-ET	1998	184	0.66	90	11	29														
S000382	J-MOR GAMBLER-ET	1998	91	0.83	76	10	71	2.1	0.68	73	-0.05	23	3	33	7.5	0.70	97	0.04	92	3	34
S000343	J-MOR LEAD G I BILL-ET	1998	25	0.86	60	16	96	-3.1	0.73	40	-0.17	0	6	37	6.2	0.76	94	0.00	63	8	46
SJ2469	J-P-J-F NASSAU -ET	1990	195	0.76	92	7	31														
S000442	J-T-WILLOW MANFRED KIMBALL	1999	174	0.81	89	14	67														



EVALUACION GENETICA NACIONAL RAZA HOLANDO 2010

Sección 2 - Toros Evaluados para Características de Producción

		LECHE					GRASA							PROTEINA							
		DEP	Rep	Per	NR	NH	DEP	Rep	Per	G%	Per%	NR	NH	DEP	Rep	Per	P%	Per%	NR	NH	
S000671	JEFFANA AARON SAUL-ET	2000	64	0.81	70	13	78														
SJ2503	JEWETT MIDAS	1991	-39	0.90	44	24	122	0.7	0.76	64	-0.01	54	10	36	0.5	0.76	66	0.03	88	10	36
0150660	JHONIE RODOLFO POPEKO	1999	58	0.77	68	4	40														
S000536	JOHANSON BW TAI TASKER-ET	1997	-76	0.63	35	4	22														
0133220	JUANCHO 4038 BLACKSTAR LESICO	1994	-142	0.75	19	3	36														
0134021	JUANCHO 420 STARBUCK ER KITO	1994	-29	0.88	47	13	96														
0138630	JUANCHO 507 SULTAN ANGELICA	1996	17	0.67	58	3	25														
0139022	JUANCHO 510 ROEBUCK JES	1996	26	0.71	60	3	32														
0141263	JUANCHO 545 BLACKSTAR LUCHO	1997	-94	0.70	30	3	24														
0146149	JUANCHO 640 LUKE	1998	89	0.68	75	5	25														
0148147	JUANCHO 672 FRED JESTAR -TE	1998	-135	0.84	21	13	77	-0.8	0.60	54	0.00	62	7	19	-0.5	0.63	59	-0.01	50	7	22
0150719	JUANCHO 709 BAILEE RED MERCELO	1999	40	0.65	64	3	25														
0150720	JUANCHO 710 MASCOT LUCIO	1999	188	0.76	91	6	45	2.8	0.66	76	-0.03	37	4	24	3.9	0.69	85	0.00	63	4	29
0159692	JUANCHO 895 MARKER PANSON	2002	121	0.79	82	5	64														
S000074	JUNGE BELLMAN FRAZIER-ET	1993	239	0.77	95	12	42														
S000142	JUNGE CHOICE SHANE	1994	71	0.75	71	10	40	0.8	0.63	65	-0.01	54	6	25	3.9	0.63	86	0.04	92	6	25
SJ2963	JUNGE FUTURE -ET	1992	213	0.63	93	8	21														
S000371	KARNVILLA ALTO	1993	160	0.73	87	10	40														
S000258	KARNVILLA RATIO	1991	47	0.74	66	10	37														
SK2727	KED JURIST -ET	1990	126	0.92	82	17	161	3.6	0.88	81	-0.03	37	10	107	2.1	0.88	75	-0.04	20	11	106
S000465	KEMVIEW BEAUTY-ET	1995	314	0.80	98	9	67	8.4	0.67	97	0.05	87	5	33	7.8	0.70	97	0.02	83	5	36
SK2924	KERNDT MAXIE GOLDSTAR -ET	1998	228	0.70	95	11	25														
S000240	KERNDT MAXIE-ET	1997	117	0.68	81	6	27														
SK2833	KERNDTWAY GOLDFINGER	1991	241	0.80	96	13	47	2.3	0.62	74	0.02	76	7	19	4.6	0.63	90	0.04	92	7	19
SK2917	KERNDTWAY GOLDMAN -ET	1992	354	0.86	99	5	77	7.1	0.74	94	-0.04	30	3	35	9.1	0.74	99	-0.03	28	3	33
SK2610	KEVBAR AEROMAKER	1991	182	0.71	90	7	27														
S000109	KEYSTONE BWOOD PALMER - -ET	1995	15	0.74	58	9	38	6.5	0.60	93	0.07	92	4	17	2.6	0.61	78	0.02	83	4	17
SK2811	KNOXLAND BELLMAN K DISCO -ET	1991	345	0.90	99	20	117	12.1	0.81	99	0.01	70	7	59	9.5	0.82	99	-0.05	14	9	63
SK2402	KNOXLAND TRI B CARPENTER-ET	1990	176	0.62	89	4	17														
S000123	KRANZ-ELM GILBERT-ET	1994	140	0.95	85	42	270	5.6	0.91	90	0.01	70	24	164	2.7	0.92	79	-0.03	28	24	168
S000668	KRANZDALE LINDLEY	1999	-29	0.76	47	10	54														
SK2751	KREGNOL C-STAR -ET	1992	117	0.79	81	10	49	1.2	0.61	68	-0.07	11	4	15	0.9	0.63	68	-0.06	9	4	16
S000102	KREGNOL MANDEL CEVIS-ET	1995	192	0.71	91	8	29														
SK3093	KREGNOL TOP LUKE-ET	1994	81	0.89	74	23	104	-1.3	0.84	52	-0.06	16	14	68	1.3	0.84	71	0.00	63	13	67
SL2669	LA PRESENTATION AERO	1991	205	0.89	93	21	105														
S000028	LA PRESENTATION DIGNITAIRE	1994	165	0.63	88	6	21														
SL2332	LA PRESENTATION MANNIX	1990	28	0.87	61	19	79	1.4	0.76	68	0.04	85	9	37	1.5	0.74	72	0.00	63	8	32
S000592	LA PRESENTATION WINDOWS PB	1999	186	0.70	90	11	41														
SL2785	LA-POE SHARK	1993	35	0.79	62	8	41	1.4	0.76	69	0.02	76	7	36	0.6	0.76	66	-0.01	50	7	36
S000014	LADYS MANOR EL TEMPTOR -ET	1994	74	0.65	72	4	20														
S000418	LADYS-MANOR INWOOD-ET	1998	226	0.77	95	5	52														
S000350	LIDLAWN STORMIN	2001	12	0.73	57	8	38														
SL2779	LANE MEADOW REVIVER -ET	1992	88	0.87	75	13	78	-0.8	0.70	55	-0.09	5	6	25	4.3	0.71	88	0.03	88	6	27
SL3001	LANG NORRBOM INFINITY -ET	1993	148	0.85	86	13	76	0.9	0.63	66	-0.05	23	5	23	0.5	0.66	66	-0.01	50	5	24
S000154	LANGACRES BATMAN	1995	-140	0.93	20	19	162	-4.1	0.87	34	0.07	92	9	87	-2.0	0.87	47	0.08	98	9	88



EVALUACION GENETICA NACIONAL RAZA HOLANDO 2010

Sección 2 - Toros Evaluados para Características de Producción

			LECHE					GRASA						PROTEINA								
			DEP	Rep	Per	NR	NH	DEP	Rep	Per	G%	Per%	NR	NH	DEP	Rep	Per	P%	Per%	NR	NH	
SL2538	LANGACRES NICHOLAS-ET	1990	128	0.69	83	8	26															
S000132	LANGACRES TOSCANO-ET	1995	53	0.60	67	3	16															
S000152	LANGS-TWIN-B E-M EXTREME-ET	1995	222	0.64	94	3	20															
S000122	LANGS-TWIN-B T-M TRAVIS-ET	2000	99	0.64	77	6	26															
SL2392	LATOMA PR DONAVON	1992	42	0.82	64	12	58	5.2	0.75	88	0.00	62	8	38	-2.5	0.70	43	-0.08	3	9	27	
S000629	LATUCH DECISION DUSTER-ET	1999	105	0.71	78	10	45	-0.5	0.62	56	-0.04	30	5	30	3.4	0.64	83	0.03	88	7	32	
S000422	LAWRENCES KABUL	1997	-127	0.65	23	6	33															
S000352	LEGAULT KARLO	2002	-55	0.73	40	13	38															
S000112	LEXVOLD BELLWOOD PALMER-ET	1995	73	0.81	72	12	58	12.3	0.64	99	0.15	99	5	21	5.7	0.66	93	0.05	95	5	23	
S000678	LEXVOLD LANTZ ELIAN-ET	2000	83	0.67	74	7	33															
S000307	LEXVOLD LEVY-ET	1998	340	0.87	99	15	102	5.2	0.72	88	-0.13	0	6	36	11.5	0.75	99	-0.01	50	6	40	
S000100	LEXVOLD LUKE HERSHEL -ET	1995	112	0.84	80	13	52	1.0	0.80	66	-0.06	16	8	42	-0.8	0.80	57	-0.06	9	8	43	
0149969	LEYENDA STORM TRISTAN -TEI	1998	107	0.69	79	4	26															
S000263	LIGNETTE PULSAR	1997	111	0.64	80	4	20															
S000079	LLANGOWER CLEI MANX -ET	1996	139	0.79	85	5	48															
SL2815	LOCUST HILL RTL BRISTOL -ET	1990	289	0.91	98	18	132	13.9	0.87	99	0.07	92	10	86	11.9	0.88	99	0.03	88	10	88	
SL2484	LOGANWAY TESK LIBERTY	1991	285	0.81	98	11	53	4.7	0.68	86	-0.03	37	8	28	4.2	0.70	88	-0.08	3	8	31	
SL2485	LONDONDALE LMAN MAURY	1991	13	0.93	57	28	154	3.7	0.86	81	0.05	87	18	83	2.4	0.87	77	0.02	83	18	89	
SL2574	LONDONDALE SWIND MAJOR -ET	1990	51	0.74	67	8	33															
SL3011	LONDONDALE SWIND MERV -ET	1990	129	0.79	83	9	40															
SL2722	LONG-HAVEN DOMBO SINBAD -ET	1996	-59	0.75	39	7	34															
S000220	LONG-HAVEN PATRON BALLOT-ET	1996	204	0.88	93	22	118	8.4	0.73	96	-0.02	45	9	38	7.9	0.75	97	-0.04	20	9	42	
SL2278	LONTE BLACKSTAR JEWEL	1990	149	0.69	86	5	15	1.8	0.68	71	-0.06	16	4	13	1.8	0.68	73	-0.06	9	4	13	
0120783	LUCHADOR 1342 STEWAR	1990	-109	0.85	27	3	61	-5.6	0.84	24	0.01	70	3	59	-3.7	0.84	34	0.03	88	3	61	
S000487	LUCKY MIKE	1999	-42	0.65	43	5	33	4.9	0.62	87	0.09	95	3	28	4.5	0.63	89	0.12	99	3	28	
S000238	LUTZ-BROOKVIEW DUNCAN-ET	1995	113	0.62	80	5	24															
S000346	LUYDA 20 ALEX 1892 INTEGRITY T/E	1998	-89	0.75	31	10	40															
SL2419	LYLEHAVEN-USA PRECISION -TM	1990	-10	0.79	52	9	47	4.4	0.68	85	0.11	97	3	25	0.2	0.68	64	0.00	63	4	26	
SL3023	LYNMEAD CONVERSE GAYLON -ET	1993	73	0.76	72	8	44															
S000055	LYNMEAD ELTON MITCHELL -ET	1994	187	0.90	91	17	127	7.9	0.85	96	0.03	81	13	82	6.6	0.85	95	0.00	63	13	83	
S000262	LYSTEL CHICAGO	1997	174	0.63	89	6	20															
S000020	LYSTEL LIFESTYLE	1998	159	0.66	87	14	22															
0126756	MACLANCA ATLAS FOUNDATION	1992	-82	0.69	33	3	26															
S000222	MAIZEFIELD VKDALE BUTKUS	1996	213	0.65	93	8	25															
SM2510	MALOYA BRUNO	1991	-166	0.80	14	12	45	-4.1	0.67	34	0.04	85	5	19	-4.4	0.67	30	0.00	63	4	19	
SM2632	MALOYA LAZER	1991	25	0.73	60	6	27	1.5	0.61	69	0.03	81	3	12	-0.6	0.61	58	-0.02	38	3	12	
0120035	MANUEL 139 MARY LUCY	1990	179	0.69	90	4	20															
0120288	MANUELA 145 CLAY MATTHEN	1990	67	0.81	70	3	47															
SM2571	MAPEL WOOD BLACK ADVANCER	1990	223	0.78	94	8	42															
SM3010	MAR BIL BENCHMARK GLAVIN -ET	1993	111	0.79	80	4	40															
SM3027	MAR RIVER ABEL OUTLAW -ET	1995	67	0.96	70	34	348	1.3	0.93	68	0.02	76	22	197	5.1	0.94	91	0.08	98	22	196	
S000341	MAR-BIL MARCONI GRENADE	1996	-16	0.83	50	16	80	1.6	0.69	70	-0.05	23	8	35	3.7	0.69	85	0.01	74	8	35	
SM2725	MAR-BIL OSCAR GLENWOOD-ET	1993	-30	0.61	47	3	10															
S000397	MARA-TONE FORMATON GRADY -ET	1998	100	0.63	78	9	25															
SM2529	MARKWELL LDMN EVAN -ET	1991	161	0.72	88	5	22															



EVALUACION GENETICA NACIONAL RAZA HOLANDO 2010

Sección 2 - Toros Evaluados para Características de Producción

		LECHE					GRASA						PROTEINA							
		DEP	Rep	Per	NR	NH	DEP	Rep	Per	G%	Per%	NR	NH	DEP	Rep	Per	P%	Per%	NR	NH
S000024 MARKWELL TWOMAR-ET	1991	230	0.71	95	6	25														
SM3089 MARVANS SOCRATES	1994	181	0.86	90	9	79	1.2	0.74	67	-10	3	7	33	5.4	0.75	92	0.00	63	7	34
S000314 MARYLEE COMMOTION DIABLO	1995	-11	0.65	51	11	24														
SM2628 MAUGHLIN STORM	1991	44	0.84	65	8	18	6.6	0.79	93	0.07	92	6	15	3.9	0.80	85	0.00	63	6	15
S000345 MAYGA 4182 ELOY 2345 HIGHLIGHT	2000	6	0.70	55	7	32														
0151171 MC ALISTER 9 ALGONQUIN LEE	1999	-220	0.70	5	3	26	-0.4	0.69	57	0.11	97	3	25	-5.7	0.70	21	0.02	83	3	25
0156886 MC ALISTER DANTE PITUCO	2001	0	0.73	54	3	39														
0159580 MC ALISTER HERSHEL LORD	2002	112	0.68	80	3	24														
0156256 MC ALISTER LEDUC KARLO -TE	2001	-285	0.78	1	3	49	7.6	0.77	95	0.36	99	3	48	-6.7	0.78	14	0.07	98	3	48
S000249 MEADOW BRIDGE DURANGO	1996	135	0.70	84	4	27	0.9	0.62	65	-0.04	30	3	18	3.5	0.63	84	0.00	63	3	19
S000026 MEADOW BRIDGE LOGAN	1992	73	0.71	72	9	28														
SM2483 MEADOW BRIDGE MEGABUCK	1990	355	0.75	99	7	33	10.4	0.70	98	-0.01	54	7	24	9.5	0.70	99	-0.01	50	7	24
SM2506 MEADOW BRIDGE MILLION	1991	284	0.89	97	19	91	8.0	0.76	96	-0.01	54	9	40	9.6	0.77	99	-0.01	50	8	40
SM3059 MELL-WOODSA BELLMAN MONTEGO	1994	177	0.91	89	19	136	1.2	0.86	67	-0.01	54	12	84	4.2	0.86	88	0.04	92	12	84
S000113 MERIT PERFORMER-ET	1993	199	0.68	92	7	24														
SM2877 MERIT SALEM STOCKTON -ET	1992	129	0.73	83	10	37														
SM2700 MERIT TULMAN -ET	1992	-102	0.70	28	6	31														
S000376 MERRY CASEY MALIK-ET	1996	-117	0.72	25	7	37	-9.9	0.68	4	-11	2	6	32	-3.9	0.70	33	0.00	63	6	33
SM2386 MI-VALLEY LEADMANS JACK -ET	1991	174	0.66	89	6	19														
S000426 MICHIGAN MET JOKER 9591-ET	1998	121	0.67	82	7	28														
SM3095 MIKLIN LUKE GLENN-ET	1994	169	0.89	89	24	101	-0.6	0.77	56	-0.05	23	14	42	2.8	0.78	79	0.00	63	14	42
SM3078 MILEY JED BLACKSTAR GRABBIT	1994	269	0.62	97	4	16														
SM2271 MILEY TONG SECRET GYRO -ET	1990	29	0.80	61	11	40	2.7	0.60	76	0.06	90	7	13	1.2	0.61	70	0.02	83	7	13
SM2998 MILLY BLACKSTAR GOLIATH -ET	1990	93	0.68	76	3	23														
S000215 MISTER EMORY MAVERICK-ET	1996	301	0.76	98	9	42														
S000559 MITCHELLS NOTEWORTHY	2000	-64	0.82	38	5	85														
SM2861 MITHVA K-MAX -ET	1993	55	0.89	68	29	118														
0125293 MODELO BOUTONIERE ANTENA	1992	6	0.62	55	3	25														
S000066 MORNINGVIEW TINSEL	1998	51	0.71	67	13	29														
S000336 MOROVILLE ALINE BRONCO-ET	1997	211	0.75	93	5	44	6.1	0.66	91	0.01	70	3	25	7.4	0.66	96	0.06	97	3	26
S000005 MOROVILLE CHES BRETON-ET	1994	348	0.66	99	7	25														
SM3039 MOROVILLE COMOTO -ET	1994	54	0.91	67	33	154	3.0	0.76	78	0.01	70	11	41	1.3	0.77	71	-0.04	20	11	44
0151673 MR ELM PARK ARMOND -ET	1999	391	0.94	99	36	235	8.1	0.82	96	-1.4	0	18	76	16.1	0.84	99	-0.01	50	18	84
SM2874 MR HARDYS CUBBY-TW	1992	283	0.63	97	7	20														
SM2994 MR MARBUCK	1994	252	0.73	96	4	34														
SM2863 MR MEM-ACRES COMMY GEE-ET	1993	112	0.70	80	10	30														
S000335 MR MILLENNIUM-ET	1997	239	0.75	95	12	43	9.0	0.68	97	0.03	81	8	29	8.4	0.70	98	0.04	92	8	31
SM2613 MR RAINBOW RICKE-ET	1990	153	0.61	87	8	20														
SM2902 MR RUBYTOM CLAUDE -TW -ET	1997	-23	0.65	48	17	21														
S000202 MR SHIPSHOLM GLENWOOD-ET	1996	33	0.71	62	7	35														
0123168 NATIVO 643 BOOTMAKER CAPSULE	1991	161	0.83	88	4	58	-2.4	0.76	45	-0.05	23	3	43	-3.5	0.76	36	-1.0	1	3	44
0128615 NATIVO 683 ELIJAH TRADITION	1993	-43	0.62	43	4	16														
0135004 NATIVO 722 STARWALKER ROCKET	1995	-71	0.68	36	3	24														
0135297 NATIVO 725 MARK WAYNE TRADITION	1995	-66	0.85	37	4	62	-4.4	0.85	31	-0.03	37	3	61	-4.4	0.85	30	-0.04	20	3	61
0151154 NAZARENO GRANITE LALO -TEI	1999	294	0.69	98	5	32	7.7	0.63	95	-0.05	23	3	24	8.0	0.66	97	-0.06	9	4	28



EVALUACION GENETICA NACIONAL RAZA HOLANDO 2010

Sección 2 - Toros Evaluados para Características de Producción

		LECHE					GRASA						PROTEINA							
		DEP	Rep	Per	NR	NH	DEP	Rep	Per	G%	Per%	NR	NH	DEP	Rep	Per	P%	Per%	NR	NH
0143580 NAZARENO INTEGRITY REMO -TEI	1997	66	0.86	70	6	80	2.2	0.79	73	0.01	70	5	48	-1.5	0.81	51	-0.11	0	6	53
S000527 NEU-WAY ALVIN ALLOY-ET	1996	-23	0.68	48	3	33														
S000156 NEYER JUROR MILDRED	1995	344	0.79	99	9	50	6.9	0.77	94	-0.09	5	7	45	6.1	0.78	94	-0.10	1	7	45
S000367 NIKOPOL RU	1997	160	0.83	87	9	79	1.4	0.69	69	-0.05	23	3	34	1.2	0.71	71	-0.03	28	3	36
0135891 NOBLE HISTORIADOR STAR BRUCK	1995	-272	0.89	2	11	107	-1.9	0.76	48	0.14	98	4	40	-5.5	0.77	22	0.07	98	4	41
S000644 NOR-SOM MTOTO MCKINLEY-ET	1999	53	0.66	67	4	29														
S000483 NORRIELAKE ACCLAIM-ET	1998	-48	0.68	42	5	28	-1.1	0.65	53	0.02	76	3	26	3.9	0.66	85	0.10	99	4	27
S000297 NORRIELAKE GIBSON-ET	1996	-147	0.82	18	10	67	-3.6	0.66	37	0.07	92	7	31	-2.9	0.68	40	0.05	95	7	33
S000645 NORZ-HILL FORM WIZARD-ET	1997	243	0.63	96	4	24														
SO2772 O BEE AERO STAR WALKER -ET	1991	-104	0.86	28	9	97														
SO2997 O BEE LEADMAN FALCON -ET	1991	50	0.77	66	5	39														
SO2187 O-BEE BALCKSTAR WADE -ET	1990	80	0.81	73	12	36	2.5	0.74	75	0.01	70	10	31	4.9	0.74	91	0.05	95	10	30
S000060 OCONNORS DARWIN	1992	-78	0.81	34	9	58														
S000448 OLD-FRIENDS COUGAR-ET	1998	188	0.76	91	8	47	4.1	0.64	83	0.00	62	3	25	0.1	0.66	64	-0.04	20	3	26
S000232 OLMAR CELSIUS TRIUMPH-ET	1996	73	0.85	72	15	86	4.4	0.71	85	0.07	92	6	37	5.9	0.74	94	0.06	97	6	41
S000265 OURDREAM BLITZEN	1996	56	0.77	68	8	46	5.7	0.68	90	0.08	94	5	27	1.9	0.69	74	-0.04	20	5	27
SO2528 OUTABUCKS GLOW PRIVATE-ET	1991	125	0.66	82	10	17														
0125570 P.B.	1992	71	0.73	71	3	26														
0150709 P.B. RONNY STORM MAGNUM -TEI	1999	-112	0.64	26	4	19														
0126203 P.B.CONQUEST TRONADOR	1992	57	0.81	68	7	47	0.0	0.76	60	-0.03	37	6	42	1.8	0.64	73	0.00	63	4	25
S000425 PARADISE-D D PATRON PATT	1997	179	0.78	90	9	53	6.2	0.68	92	-0.01	54	6	33	4.9	0.72	90	-0.01	50	7	39
S000588 PARADISE-DND SUEDE-ET	2000	100	0.61	78	4	21														
S000582 PARADISE-DND SYLVESTER-ET	2000	241	0.63	96	5	26														
S000153 PARADISE-R INT TRUMAN-ET	1995	89	0.83	75	8	65	2.6	0.77	75	-0.02	45	4	44	4.6	0.78	89	0.02	83	4	44
S000394 PARADISE-R SAILOR 95-ET	1994	349	0.87	99	15	108	14.5	0.72	99	0.05	87	7	40	8.1	0.75	98	-0.01	50	7	45
E41062 PARKER AERO WADE -ET	1991	165	0.78	88	5	18	4.9	0.75	87	0.02	76	4	16	5.3	0.76	92	0.02	83	4	17
S000217 PASEN CELSIUS MARTIN-ET	1995	32	0.69	62	4	25														
S000463 PASEN PATRON MADIA-ETS	1997	43	0.87	65	11	111	3.8	0.79	82	0.04	85	4	58	-0.2	0.79	60	-0.03	28	4	57
S000298 PASEN PATRON MATTEL-ETS	1997	309	0.87	98	11	96	11.1	0.67	99	-0.04	30	5	30	8.7	0.67	98	-0.06	9	5	28
S000144 PAULO-BRO DEBONAIR-ET	1990	117	0.72	81	7	26	6.3	0.64	92	0.03	81	4	20	5.5	0.65	92	0.01	74	4	20
SP2579 PAULO-BRO MASCOT DIEGO -ET	1992	123	0.90	82	13	114	3.0	0.69	77	-0.04	30	8	25	6.0	0.71	94	0.03	88	8	27
SP2658 PAULO-BRO RTL DEMAND TCG-ET	1991	153	0.78	87	8	23	2.4	0.70	75	-0.07	11	7	17	6.5	0.71	95	0.02	83	7	17
0144845 PB MARAMATT ROCKET TITANIO	1998	-43	0.63	43	6	17														
0147522 PB STORM NICOLA -TE	1998	28	0.63	61	8	19														
SP2337 PEARTOME HAGERSVILLE	1990	290	0.93	98	31	148	10.7	0.88	98	0.08	94	15	82	4.4	0.88	88	-0.01	50	15	82
S000647 PECKENSTEIN AMEL GIBSON-ET	1999	34	0.70	62	10	41														
SP2884 PECKENSTEIN MCCOY -ET	1998	116	0.66	81	13	20														
S000312 PECKENSTEIN NOTION-ET	1996	77	0.63	73	3	18														
SP2880 PEN COL DATABASE -ET	1993	112	0.73	80	3	38														
SP2396 PETICOTE BLACKBULL -ET	1990	102	0.81	78	16	52	3.1	0.61	78	0.00	62	4	15	4.4	0.61	88	0.05	95	4	15
SP2395 PETICOTE COLORADO -ET	1990	86	0.76	75	11	36	0.9	0.69	66	0.05	87	7	24	0.0	0.69	63	0.03	88	7	24
S000003 PIDGEONS AEROSTAR-ET	1992	138	0.76	84	5	38														
0130722 PINEHURST BLACKCHIEF -ET	1993	30	0.95	61	33	241	-2.8	0.89	42	0.01	70	19	115	-4.8	0.87	27	-0.02	38	17	92
S000328 PIROLO SKYWALKER SKYWOOD	1998	68	0.67	71	9	34														
S000111 PLUSHANSKI DOMB TASSO - -ET	1995	38	0.91	63	30	151	5.5	0.75	89	0.07	92	11	45	1.6	0.77	73	0.02	83	12	49



EVALUACION GENETICA NACIONAL RAZA HOLANDO 2010

Sección 2 - Toros Evaluados para Características de Producción

	LECHE	LECHE					GRASA						PROTEINA								
		DEP	Rep	Per	NR	NH	DEP	Rep	Per	G%	Per%	NR	NH	DEP	Rep	Per	P%	Per%	NR	NH	
SP2838 PLUSHANSKI THOR ERIC -ET	1992	65	0.68	70	8	22															
0120160 PORONGUERO 5316 ELEVATION TINO	1990	8	0.74	56	5	25															
0121985 PORONGUERO 5383 SULTAN	1991	-158	0.89	16	3	85															
0125435 PORONGUERO 5487 KEEGAN VENUS	1992	49	0.79	66	4	42															
0125442 PORONGUERO 5490 JESS CHARRUA	1992	-131	0.88	22	4	76	-9.4	0.76	5	-0.4	30	4	32	-5.6	0.78	21	0.02	83	4	34	
0126551 PORONGUERO 5513 GRINGO	1992	-218	0.77	5	3	57															
0131018 PORONGUERO 5652 SEARLE	1994	-6	0.66	53	3	18															
0135025 PORONGUERO 5749 ASTRE CHEQUE	1995	338	0.79	99	18	46															
0140047 PORONGUERO 5934 JED JERRY -TE	1996	-45	0.79	43	6	43	-3.7	0.79	37	-0.1	54	5	39	-3.4	0.79	36	0.00	63	5	39	
0154805 PORONGUERO 6465 SAILOR RAMON	2000	-16	0.72	50	3	46															
0156902 PORONGUERO 6534 INTEGRITY NICO	2001	-111	0.83	26	7	79															
SP2279 PRIDE BLACK ROXSTAR	1990	41	0.66	64	7	20															
S000407 PUTERO CAUSIO -ET TV	1998	197	0.70	92	10	38															
SQ2596 QUALITY B T FABSTAR -ET	1990	75	0.62	72	5	16															
SQ2634 QUIETCOVE FASHION-ET	1991	9	0.61	56	3	16															
SQ2470 QUIETCOVE FREELANCE -ET	1990	209	0.96	93	44	280	-1.9	0.79	48	-0.05	23	15	45	2.0	0.81	75	0.02	83	16	49	
SQ3102 QUIETCOVE JED FORTUNE -ET	1993	193	0.83	91	15	65	4.5	0.69	85	0.00	62	6	32	2.7	0.70	79	-0.01	50	6	32	
SR2829 RALENA EXPLORER -ET	1990	242	0.83	96	8	55	4.0	0.66	82	-0.08	7	4	26	10.8	0.73	99	0.04	92	4	30	
S000596 REDAMA LUIGI	1997	71	0.77	71	14	60															
0147625 REDENCION 3907 ZEBO SERAPIO	1998	107	0.82	79	5	63	1.8	0.76	71	-0.04	30	3	47	2.9	0.77	80	-0.04	20	3	49	
0149218 REDENCION 4094 MASCOT MIRLO	1999	2	0.67	54	4	24	-3.6	0.60	37	-0.02	45	3	18								
0151867 REDENCION 4267 DARKSTAR SECO	1999	198	0.64	92	3	16															
0157598 REDENCION 4918 LONDON	2001	223	0.62	94	3	21															
S000089 REGANCREST AEROSTAR BEN-ET	1991	192	0.67	91	5	19															
S000635 REGANCREST DRAGON-ET	2000	192	0.62	91	6	20															
S000255 REGANCREST DREAM-ET	1996	51	0.75	67	14	38															
S000509 REGANCREST DUNDEE-ET	1999	91	0.61	76	9	24															
S000642 REGANCREST GEARR-ET	1997	262	0.63	97	5	28															
S000223 REGANCREST-JR DEFENDER-ET	1997	196	0.89	92	18	122	9.0	0.82	97	0.02	76	12	71	6.1	0.84	94	0.02	83	12	77	
S000359 REGANCREST-MA DARK	1996	-262	0.79	2	10	61	4.7	0.65	86	0.12	98	7	33	0.2	0.68	64	0.05	95	8	35	
SR2276 RENOWN FACTOR-ET	1990	38	0.64	63	3	15															
S000283 RETLAW RUDOLPH FABIAN	1997	66	0.91	70	17	155	2.9	0.86	77	0.05	87	8	104	-0.9	0.87	56	-0.03	28	8	104	
S000134 RICECREST BENSON-ET	1996	48	0.75	66	5	35															
S000004 RICECREST BRANDON-ET	1994	-24	0.79	48	7	46	-6.5	0.71	20	-0.09	5	5	31	-5.7	0.72	20	-0.09	2	5	31	
S000274 RICECREST BRETT-ET	1995	149	0.62	86	5	12															
S000230 RICECREST ERIN-ET	1996	196	0.73	92	10	37															
S000484 RICECREST LOGO-ET	1998	273	0.65	97	4	27															
S000455 RICECREST MACK-ET	1998	90	0.64	76	4	26															
S000145 RICECREST MANDEL MARTIN-ET	1995	231	0.86	95	21	87	4.7	0.78	86	-0.05	23	14	54	9.1	0.80	99	0.05	95	15	61	
S000234 RICECREST MARSHALL-ET	1995	107	0.70	79	10	24															
S000136 RICECREST ROSCOE-ET	1995	318	0.83	98	8	51															
SR2887 RICECREST WALTON -ET	1998	100	0.64	78	12	21															
SR2671 RICH RO MARK SAM -ET	1990	191	0.84	91	6	48	10.3	0.81	98	0.07	92	4	44	4.2	0.82	87	-0.05	14	4	45	
SR3040 RICH RU COMMOTION MORRIS	1995	-122	0.68	24	6	25															
S000406 RICH-J SOSA-ET	1998	367	0.61	99	11	21															



EVALUACION GENETICA NACIONAL RAZA HOLANDO 2010

Sección 2 - Toros Evaluados para Características de Producción

		LECHE					GRASA					PROTEINA								
		DEP	Rep	Per	NR	NH	DEP	Rep	Per	G%	Per%	NR	NH	DEP	Rep	Per	P%	Per%	NR	NH
S000368 RICH-RU ELTON MARCUS-ET	1994	253	0.66	96	8	21	6.9	0.62	94	-0.05	23	5	17	9.5	0.63	99	-0.01	50	5	18
S000103 RICH-RU SLOCUM MITCHELL	1995	7	0.87	56	10	90	6.6	0.75	93	0.02	76	7	45	3.2	0.79	82	0.00	63	7	55
S000362 RICHESSE STRAUSS	1996	-5	0.72	53	7	35														
SR3076 RICKLAND GEORGIA PEACH-ET	1994	300	0.90	98	26	120	10.9	0.65	98	-0.02	45	11	26	10.2	0.68	99	-0.03	28	11	28
S000071 RIDGE STAR LEX LUTHER-TW	1993	-67	0.62	37	8	18														
S000008 RIDGE-HEIGHTS BENDIX-ET	1991	170	0.62	89	3	16														
SR3097 RIDGE-HEIGHTS MORRIS-ET	1992	258	0.74	97	7	31	7.2	0.62	94	-0.02	45	5	18	8.3	0.65	98	-0.01	50	5	20
S000669 RIDGE-STAR JAMMER-ET	2000	153	0.60	87	5	23														
S000087 RIGLIO JUROR LIZ -ET	1995	289	0.70	98	5	31	10.3	0.67	98	0.01	70	4	26	8.2	0.67	98	-0.03	28	4	26
0119591 ROBLE 2 GOLIATH FAROLERO	1990	-130	0.66	22	3	17														
SR3090 ROBTOM JURASSIC-ET	1993	14	0.90	57	8	121	-0.4	0.86	57	-0.07	11	7	86	-4.1	0.87	31	-0.09	2	7	87
S000180 ROCKERS DUSTER DEMOLISH-ET	1996	1	0.68	54	11	30														
S000438 RODENBERG EMORY NEWTON-ET	1996	93	0.87	76	15	108														
S000067 RON NAN MARIO RED -ET	1994	63	0.64	69	5	21	0.9	0.62	66	-0.07	11	3	19	3.0	0.63	81	0.00	63	4	20
SR2733 RON-DA-LYNN BAZOOKA-ET	1992	156	0.65	87	4	18														
S000809 RONLAND JEMIMA JACOB-ET	2000	264	0.65	97	3	30														
0124296 ROSANJO CUCUZU STARBUCK -TE	1991	-58	0.93	39	16	153														
0120326 ROSANJO ESPERADO P SEXATION	1990	-264	0.75	2	4	39	0.4	0.70	62	0.22	99	3	34	-6.5	0.71	15	0.06	97	3	36
0126033 ROSANJO INDIANO STEDDY	1992	-75	0.71	35	7	26	-4.7	0.61	30	-0.04	30	3	17							
0126039 ROSANJO PEPO BRAVO	1992	96	0.64	77	5	17	4.8	0.60	87	0.10	96	3	15							
0121479 ROSANJO PERUCHO ASTRONAUT -TE	1990	22	0.89	59	3	121														
S000439 ROSBURG JUROR DUKE-ET	1996	63	0.74	69	6	43														
S000241 ROSBURG R HERO DEXTER-ET	1996	116	0.90	81	21	125	2.4	0.61	75	-0.02	45	7	20	0.9	0.62	69	-0.04	20	7	20
S000479 ROSE-BAUM TABOO-ET	1996	84	0.78	74	5	56														
SR2927 ROTHROCK BLACKSTAR LOYAL -ET	1990	-30	0.72	47	13	32	1.8	0.62	71	0.07	92	8	18	-1.3	0.63	53	0.06	97	7	19
SR2721 ROTHROCK DUSTER DARRIN-ET	1996	168	0.70	88	9	25														
SR3079 ROYAL-LUCK STATEMENT-ET	1993	-14	0.69	51	5	25														
SR2754 ROYLANE AEROSTAR BROCK -ET	1992	200	0.78	92	9	40	5.2	0.66	88	0.02	76	3	19	2.4	0.67	77	-0.05	14	3	19
S000117 ROYLANE JANUS - -ET	1996	60	0.90	69	19	113	10.0	0.84	98	0.16	99	12	63	-1.2	0.84	54	-0.05	14	12	63
SR2556 ROYLANE LEADMAN HALLMARK	1992	101	0.91	78	26	145	-0.5	0.78	56	-0.06	16	13	45	3.5	0.79	84	0.03	88	12	46
0146408 RUANN 2824 HIGHLIGHT ESPARTACO	1998	65	0.96	70	27	322	0.8	0.93	64	-0.05	23	11	177	3.8	0.93	85	0.00	63	11	179
0146793 RUANN 2924 HIGHLIGHT CUPIDO -TEI	1998	-32	0.85	46	10	78	-4.1	0.71	34	-0.06	16	8	37	0.4	0.73	66	0.00	63	8	38
0148689 RUANN 3167 PRESCOT GRL -TEI	1999	31	0.92	62	9	172														
0150751 RUANN 3293 FORMATION HELEN -TE	1999	79	0.79	73	3	60														
0151198 RUANN 3306 FORMATION LOVELY	1999	27	0.63	61	3	21														
0147641 RUANN BELLWOOD ENHACER ALYCE	1998	123	0.65	82	5	25	0.1	0.60	61	-0.12	1	4	20	3.4	0.64	83	0.00	63	4	22
0148151 RUANN MANDEL BEAUX ENHANCER	1998	-6	0.85	53	8	92	0.6	0.82	63	0.02	76	7	74	-1.9	0.83	48	-0.03	28	7	78
0146910 RUANN MANDEL TILLY MEADOWS	1998	68	0.84	71	8	81	-2.2	0.79	46	-0.04	30	7	64	0.4	0.82	65	-0.01	50	7	73
S000053 S FERMO MOUNTAIN SPLENDEnte	1994	231	0.60	95	4	15														
0120232 SAN ALBERTO 821-183 ASTRO JET	1990	-76	0.85	35	4	66	2.4	0.81	74	0.12	98	4	62	-2.0	0.83	48	0.03	88	4	65
0120239 SAN ALBERTO 831-288 JETHRO	1990	-35	0.88	45	4	73	0.3	0.82	62	0.02	76	3	61	-3.3	0.83	37	-0.02	38	3	62
0121228 SAN ALBERTO 861-68 MATTHEWS	1990	-8	0.61	52	3	19														
0150331 SAN ALBERTO AEROLINE POPPY -TEI	1999	47	0.69	66	4	28	1.6	0.63	70	-0.03	37	4	21	1.8	0.63	74	-0.01	50	4	21
0124577 SAN ALBERTO ASTRO JET HAPPY -TE	1992	-107	0.83	27	3	52														
0125805 SAN ALBERTO AVENGER FEANE -TE	1992	-176	0.81	12	5	32	-8.9	0.74	7	-0.02	45	3	26	-6.5	0.73	16	0.02	83	3	26



EVALUACION GENETICA NACIONAL RAZA HOLANDO 2010

Sección 2 - Toros Evaluados para Características de Producción

	AÑO	LECHE					GRASA					PROTEINA								
		DEP	Rep	Per	NR	NH	DEP	Rep	Per	G%	Per%	NR	NH	DEP	Rep	Per	P%	Per%	NR	NH
0138771 SAN ALBERTO AVENGER VALIANT	1996	-185	0.83	10	3	65														
0153277 SAN ALBERTO BLACKMARK STACY	2000	-79	0.65	34	4	28														
0139874 SAN ALBERTO BROKER ELEVATION	1996	-175	0.84	12	4	64														
0142037 SAN ALBERTO BROKER MARATHON	1997	224	0.69	94	3	25														
0133948 SAN ALBERTO CINDY MARATHON -TE	1994	97	0.83	77	4	52	5.1	0.83	88	0.05	87	4	52	4.7	0.83	90	0.04	92	4	52
0127563 SAN ALBERTO ELIJAH	1992	-240	0.69	3	3	25														
0147438 SAN ALBERTO ELTON JAZZ -TEI	1998	43	0.87	65	5	86	-0.4	0.80	57	0.01	70	3	59	1.7	0.82	73	0.03	88	3	62
0147440 SAN ALBERTO ELTON JAZZ -TEI	1998	-30	0.60	47	3	17														
0151109 SAN ALBERTO FRED FOOTE -TEI	1999	-2	0.76	54	5	45	2.9	0.66	77	0.06	90	3	28	0.3	0.69	65	0.02	83	3	31
0160149 SAN ALBERTO GIBSON	2002	14	0.76	57	4	49														
0139171 SAN ALBERTO KANSO MATTHEW	1996	110	0.73	80	4	37														
0133214 SAN ALBERTO LINDY ASTRO JET	1994	-57	0.69	40	3	15														
0146713 SAN ALBERTO LUCIUS ASTRO JET	1998	62	0.81	69	3	50														
0158184 SAN ALBERTO MAGNUM -TE	2001	162	0.61	88	4	20														
0155182 SAN ALBERTO MAGNUM ASTROJET	2000	185	0.63	90	3	25														
0156001 SAN ALBERTO STARBUCK ANTHONY	2001	-212	0.75	6	3	41														
0130010 SAN ALBERTO STARBUCK BOOHA	1993	-110	0.84	27	13	63														
0135988 SAN ALBERTO STARBUCK FLAME	1995	-315	0.94	1	6	207	-9.7	0.88	4	-0.02	45	3	109	-8.0	0.89	8	0.05	95	4	112
0124179 SAN ALBERTO VALIANT TAB DARDO	1991	44	0.88	65	8	92	-1.3	0.82	52	-0.03	37	5	68	-1.3	0.80	53	-0.03	28	4	63
0133873 SAN ALBERTO VICTOR TONY COUNT	1994	-265	0.82	2	4	60	-9.0	0.70	7	0.03	81	3	32	-10.4	0.70	0	0.01	74	3	33
S000687 SANDY-VALLEY BONIFAY-ET	1999	99	0.60	77	3	24														
S000219 SANDY-VALLEY FORBES-ET	1996	193	0.73	91	6	37														
S000146 SANDY-VALLEY FORBIDDEN-ET	1996	17	0.70	58	10	23	3.5	0.65	80	0.13	98	8	20	1.5	0.66	72	0.05	95	8	20
S000308 SANDY-VALLEY LYLE-ET	1997	81	0.70	74	7	35														
S000305 SANDY-VALLEY ORSON-TW	1998	207	0.63	93	3	18														
SS2612 SECOND-LOOK JOLT	1990	115	0.79	80	12	23	6.7	0.76	93	0.07	92	10	20	2.5	0.76	78	-0.01	50	10	20
0143850 SERRANO AEROSTAR MENCHO -TE	1997	50	0.76	66	4	39	2.2	0.71	74	-0.03	37	4	33	-0.4	0.74	59	-0.08	3	4	36
0147901 SERRANO GRANDSLAM ELINO -TE	1998	-135	0.92	21	10	148	1.9	0.83	71	0.08	94	7	77	-6.3	0.84	17	-0.05	14	7	79
0139453 SERRANO LUKE ESPERANZA 2 -TE	1996	162	0.67	88	3	17														
0147152 SERRANO MANDEL MALEVO -TEI	1998	10	0.78	57	14	49														
SS2753 SFL M BOOTPEG BEN-ET	1992	220	0.64	94	4	19														
S000227 SHADE-E-LANE-S SEVILLE-ET	1996	-18	0.77	50	5	41	5.6	0.60	89	0.04	85	3	21	2.9	0.66	80	0.02	83	3	25
SS2670 SHEN VAL NV LM FORMATION -ET	1991	131	0.87	83	3	24														
SS2657 SHEN-VAL NV LM FABIAN -ET	1991	20	0.74	59	9	41														
S000424 SHER-EST DUSTER SKIP-ET	1996	19	0.76	59	13	52	0.8	0.64	65	-0.03	37	8	28	-0.0	0.64	63	-0.03	28	7	27
S000068 SHER-EST SUTTON	1998	155	0.78	87	23	40	8.0	0.67	96	0.05	87	12	23	7.6	0.68	97	0.03	88	13	24
SS3099 SHER-EST WINCH STEADY-ET	1998	145	0.61	85	7	17														
SS2764 SIKKEMA-STAR BLKST LIFE -ET	1990	142	0.91	85	11	138	7.1	0.62	94	0.07	92	5	22	2.7	0.63	79	0.00	63	5	22
S000441 SIKKEMA-STAR-W MODESTO-ET	1998	66	0.83	70	14	83	3.3	0.74	79	0.01	70	9	45	2.3	0.76	76	-0.01	50	10	50
S000040 SILKY CHANCE	1994	-82	0.86	33	19	67	5.0	0.76	88	0.08	94	9	30	1.6	0.79	73	0.01	74	9	36
S000349 SILKY POWERPLAY	2001	-71	0.81	36	9	58														
SS2723 SILVER-SHADE SIGNALTCG-ET	1997	112	0.75	80	11	32														
SS2718 SILVER-SHADE SLOGAN TCG-ET	1997	-39	0.71	44	6	26														
SS3096 SIM-CO LIBERTY CHANCE-ET	1993	49	0.83	66	13	70	-3.3	0.60	39	-0.12	1	7	22	0.6	0.63	66	-0.02	38	7	25
SR3034 SIR AMYS UNITED ADMIRAL	1991	178	0.82	90	8	58														



EVALUACION GENETICA NACIONAL RAZA HOLANDO 2010

Sección 2 - Toros Evaluados para Características de Producción

		LECHE					GRASA						PROTEINA							
		DEP	Rep	Per	NR	NH	DEP	Rep	Per	G%	Per%	NR	NH	DEP	Rep	Per	P%	Per%	NR	NH
S000616 SIR JWFL RUDOLPH N ABIDE-ET	1998	134	0.64	84	4	27														
SR2794 SIR ROCKIE AARON -ET	1992	258	0.85	97	5	86	1.7	0.75	71	-13	0	4	44	2.8	0.76	80	-09	2	4	46
SS2916 SNOW N DENVER -ET	1991	129	0.80	83	11	47	4.7	0.64	86	0.04	85	4	15	4.5	0.65	89	0.07	98	4	15
S000129 SPRINGHILL-OH ALGONQUIN-ET	1995	53	0.75	67	12	43	4.4	0.64	84	0.05	87	11	26	1.7	0.65	73	-01	50	11	26
S000578 SPRINGHILL-OH CARTER-ET	2000	185	0.80	90	12	71	7.8	0.63	96	0.03	81	4	27	5.8	0.63	93	-01	50	4	26
S000511 SPRINGHILL-OH ELLIPSIS-ET	1996	475	0.71	99	7	38														
S000452 SPRINGHILL-OH JUNGLE JIM-ET	1998	377	0.92	99	15	172	6.7	0.68	93	-06	16	5	36	6.4	0.70	95	-03	28	5	39
S000184 SRC SHARPES SLICK KNIFE	1997	-48	0.88	42	10	118	5.1	0.66	88	0.25	99	7	31	-2.0	0.67	48	0.08	98	7	31
S000599 SRD -TE MAUNGANUI P MAGNUS	1999	133	0.84	84	8	89														
S000011 STAN-BITZIE LITUR MALCOM-ET	1994	116	0.76	81	12	46														
S000245 STARKY MERR MARATHON	1995	215	0.90	94	6	134	5.9	0.77	91	-06	16	4	56	4.3	0.79	88	-08	3	4	61
SS2637 STARTMORE LEADMASTER	1991	38	0.86	63	12	66	3.3	0.75	79	0.03	81	3	29	4.1	0.75	86	0.05	95	3	29
SS2795 STBVO RUBENS	1993	199	0.75	92	13	35	3.3	0.67	79	-05	23	8	21	7.6	0.68	97	0.05	95	8	22
SS2557 STRAATHOF T TUCKER -ET	1992	250	0.84	96	17	69	4.0	0.64	83	-07	11	4	17	3.9	0.67	85	-09	2	5	20
S000116 SUDESSE PERMISSION	1995	-111	0.69	26	7	27														
S000225 SULLY DENNY-ETS	1996	348	0.72	99	10	31														
SS2922 SULLY WADE DAVID -ET	1997	29	0.77	61	20	35	-1.3	0.62	52	-01	54	10	19	2.2	0.65	76	0.06	97	11	20
S000209 SULLYS BELLWOOD SUPREME-ET	1996	-18	0.73	50	4	33														
S000115 SUMMERSHADE IMAX	1995	145	0.73	85	8	35														
S000364 SUNNYLODGE JOEI	1997	110	0.69	80	7	29														
0130723 SUNNYSIDE TARZAN THOR -ET	1992	190	0.92	91	28	156	0.3	0.87	61	-06	16	13	89	0.1	0.87	64	-04	20	14	89
S000370 TEMPLEDALE GRANDEUR	1997	59	0.88	68	20	113														
S000017 TEMPLEDALE PULSAR	1994	238	0.62	95	4	17														
S000304 TESK-HOLM TRESAS RUBICON-ET	1997	109	0.85	79	12	90														
0133321 TESON 113 PISTERO STARWALKER	1994	-85	0.75	32	4	27														
0133891 TESON 117 BLACKSTAR WILLOW	1994	-150	0.86	17	7	67	-4.3	0.71	32	0.02	76	6	27	-3.3	0.73	37	-01	50	6	29
0136799 TESON 138 PORONGUERO MACK	1995	94	0.77	76	3	38														
0139237 TESON 154 MANCHINTON	1996	-67	0.93	37	8	143	-3.9	0.82	35	-08	7	5	49	-2.0	0.83	48	-02	38	6	55
0139840 TESON 161 GAVION MACK ODIN	1996	205	0.69	93	3	22														
0149867 TESON 238 PISTERO MACK MARV	1999	-91	0.75	31	4	31	-2.4	0.71	45	-01	54	3	28	-2.2	0.73	46	0.01	74	3	29
0152787 TESON 266 TADEO MANFRED IRSA	2000	-97	0.89	30	5	104	-5.5	0.84	26	-03	37	4	73	-2.0	0.85	48	0.00	63	4	76
0124151 TESON 54 DEVINE SUCCESOR	1991	42	0.75	64	3	29	-2.4	0.73	45	-03	37	3	28	-2.9	0.73	40	-06	9	3	28
ST3025 TIDY BROOK BUCKMASTER -ET	1994	77	0.89	73	13	104	-1.4	0.72	51	-04	30	6	35	-1.0	0.73	56	-01	50	6	36
ST2926 TIDY BROOK EMMANUEL -ET	1994	72	0.89	72	25	125	-3.8	0.70	35	-08	7	15	38	1.0	0.72	69	0.02	83	15	39
ST3037 TIDY BROOK ROEBUCK ROGER -ET	1995	193	0.76	91	14	42														
ST3106 TIDY-BROOK ABNER-ET	1994	19	0.68	59	8	26														
ST2454 TIDY-BROOK AL VIN-ET	1994	249	0.64	96	3	17														
ST2398 TIDY-BROOK B-STAR GRANT	1990	81	0.81	74	17	52														
S000161 TIDY-BROOK BRANT-ET	1995	-107	0.82	27	4	55														
ST2752 TIDY-BROOK SAWYER THOR -ET	1992	82	0.72	74	9	30														
ST2864 TIMLYNN DISCOVERY -ET	1993	193	0.89	91	15	110	1.3	0.72	68	-08	7	5	30	5.4	0.72	92	0.01	74	5	30
ST2876 TIMLYNN MELSTAR LANCE	1992	-59	0.71	39	11	23														
S000236 TIMLYNN THRONE-ET	1997	36	0.75	63	9	36	1.8	0.70	71	-01	54	7	30	3.9	0.71	86	0.04	92	8	32
ST2472 TO-MAR BLACKSTARS HERO-ET	1990	216	0.64	94	5	11	3.2	0.60	79	-05	23	5	10	3.4	0.61	83	-04	20	5	10
S000197 TO-MAR E-FLAME-ET	2000	-64	0.63	38	5	20	2.7	0.61	76	0.14	98	4	19	0.4	0.61	66	0.07	98	4	19



EVALUACION GENETICA NACIONAL RAZA HOLANDO 2010

Sección 2 - Toros Evaluados para Características de Producción


		LECHE					GRASA					PROTEINA								
		DEP	Rep	Per	NR	NH	DEP	Rep	Per	G%	Per%	NR	NH	DEP	Rep	Per	P%	Per%	NR	NH
S000417 TO-MAR FERGUS-ET	1999	39	0.61	64	4	22														
ST2871 TONI	1990	-27	0.80	47	7	46														
S000526 TOWERVIEW-ACRES TALISMAN-ET	1996	135	0.60	84	7	20														
0119116 TRADICIONERO MINGO SUPREME	1990	48	0.63	66	5	17	-0.9	0.61	54	-0.03	37	5	17							
SU2965 U OF MINN W ENIGMA	1993	64	0.66	70	8	24	4.6	0.60	85	0.01	70	4	20	4.1	0.61	87	0.01	74	4	20
SU2975 US MAR PIPER -ET	1997	88	0.62	75	12	19														
S000083 VAN DONGENS HORATIO	1995	-22	0.67	49	7	28														
SV2652 VAN-WAGNER JUMPIN JACK -ET	1990	-9	0.84	52	16	76														
S000530 VEEMAN-DAIRY PAW RANGER-ET	1997	-33	0.66	46	11	30														
0125127 VENTARRON 114 TIVAK SUPER	1992	-19	0.85	49	3	58														
0122138 VENTARRON 97 JASON ELEVATION	1991	-177	0.74	12	3	29														
0120583 VENTARRON VALERIO ELEVATION	1990	-143	0.94	19	9	171	-2.8	0.83	42	0.03	81	3	40	-4.3	0.84	30	0.00	63	3	41
SV2726 VIKINGDALE CAMELOT -ET	1995	3	0.81	55	8	47														
S000436 VISION-GEN OZZIE-ET	1997	284	0.78	97	7	59	8.1	0.66	96	0.09	95	3	32	5.8	0.67	94	0.03	88	3	32
S000107 WA - DEL EMORY MINER - -ET	1996	180	0.83	90	17	73														
SW2928 WA DEL ELTON FAME -ET	1994	144	0.83	85	20	64	5.2	0.70	88	-0.05	23	13	25	6.7	0.71	95	-0.01	50	13	26
S000007 WA-DEL BUBBA-ET	1993	109	0.67	79	9	22														
S000106 WA-DEL BW CHARMER-ET	1995	259	0.88	97	20	98	14.2	0.78	99	0.03	81	8	44	13.9	0.79	99	0.04	92	8	45
S000454 WA-DEL CAPITOL-ET	1998	17	0.75	58	9	45	5.0	0.65	87	0.06	90	6	28	-0.9	0.67	57	-0.01	50	7	29
S000006 WA-DEL CONTENDER -ET	1993	66	0.86	70	18	74	-4.9	0.78	29	-0.05	23	8	43	-2.3	0.78	45	-0.01	50	8	43
S000299 WA-DEL CONVINCER-ET	1994	273	0.84	97	9	41	12.2	0.76	99	0.09	95	7	28	8.2	0.77	98	0.01	74	7	28
SW3094 WA-DEL ELTON BUGLEBOY -ET	1994	15	0.92	58	24	146	-3.2	0.83	40	-0.02	45	11	60	3.8	0.83	85	0.11	99	11	63
SW2738 WA-DEL MAN POWER -ET	1991	263	0.75	97	9	32														
S000001 WA-DEL RICE OLIN-ET	1993	46	0.71	65	12	30														
SW2773 WALHOWDON BKSTAR QUINCY -ET	1990	75	0.68	72	6	21														
S000080 WALTERS JESTER	1996	51	0.80	67	9	59	5.8	0.60	90	0.10	96	6	23	4.2	0.62	88	0.06	97	6	25
SW2830 WEAV LINA LEADMAN RAY -ET	1992	168	0.71	88	12	30														
S000203 WELCOME GARTER-ET	1996	224	0.60	94	8	20														
SW2839 WESLANE CURIOUS ULMTIMAT -ET	1993	101	0.97	78	39	466	0.7	0.94	64	-0.03	37	18	202	4.4	0.94	89	0.03	88	19	207
S000361 WHAT-IF OLDTOWN BROCK-ET	1997	291	0.73	98	6	40	4.9	0.69	87	-0.08	7	4	31	7.5	0.70	97	-0.02	38	4	31
S000461 WHINLEA MAGLEY EXTASY	1997	-23	0.67	48	3	38														
S000292 WHITTIER-FARMS KENRIK-ET	1995	229	0.81	95	5	54	1.2	0.60	68	-0.06	16	4	19	0.8	0.63	68	-0.10	1	4	22
S000288 WIL-HART BW ANDRE	1996	277	0.82	97	8	60														
S000186 WILL-BRUST SA MAVERICK-ET	1996	140	0.88	85	13	100	-1.4	0.76	52	-0.13	0	8	46	3.4	0.79	83	-0.03	28	8	55
SW2423 WILL-CAN-DO BLACK LEVITE -ET	1990	256	0.84	96	18	70	3.5	0.62	80	-0.11	2	5	17	4.8	0.65	90	-0.10	1	5	19
S000267 WILLSONA STARDEL	1996	308	0.64	98	5	23														
SW2599 WINDCREST LEADMAN JUDGE-ET	1991	156	0.83	87	13	60														
S000403 WINDEMERE JUBILEE	1996	404	0.78	99	3	42	10.9	0.68	98	0.02	76	3	32	7.5	0.70	97	-0.05	14	3	33
SW2988 WOODLAWN WINTHROP -ET	1992	225	0.72	94	4	31														
SW3026 WOODSIDE MANOR AS ADAM -ET	1994	134	0.86	84	10	95														
S000189 WORMONT COMMOTION DEXTER-ET	1995	171	0.94	89	39	300	1.5	0.89	69	-0.08	7	19	145	7.0	0.90	96	0.03	88	20	166
SW3058 WORMONT DEVIL -ET	1993	180	0.93	90	14	160	7.9	0.82	96	-0.01	54	8	60	7.0	0.83	96	-0.03	28	8	63
SW2768 WORMONT TESK DANIEL -ET	1992	146	0.85	86	18	74	6.9	0.63	94	-0.03	37	8	18	8.5	0.63	98	0.02	83	8	18
SZ2157 ZONNEVELD LEADOFF	1990	136	0.97	84	33	408	0.6	0.91	63	-0.06	16	15	131	4.1	0.92	86	0.00	63	15	137
0155136 ZULU 75 DRACULA ROBERT	2000	141	0.63	85	3	26														



EVALUACION GENETICA PRELIMINAR NACIONAL RAZA HOLANDO 2010

Sección 3 - Toros Evaluados Nacidos antes de 1990

		LECHE					GRASA							PROTEINA							CARACTERISTICAS TIPO													
		DEP	Rep	Per	NR	NH	DEP	Rep	Per	G%	Per%	NR	NH	DEP	Rep	Per	P%	Per%	NR	NH	CF	Rep	Per	NR	NH	EC	GR	PP	SM	UA	UP	CL		
SA1710	A BEAR-PATH FRISKY -ET	1982	-104	0.69	28	6	21	-0.0	0.65	59	0.07	92	5	20	-4.8	0.64	26	0.02	83	5	18	-0.32	0.69	57	6	40	-0.86	0.23	-1.42	-0.43	-1.08	0.15	-0.29	
SA1399	A BUTLerview MATTADOR	1976	71	0.86	71	9	48	-0.4	0.78	57	0.00	62	4	28	1.7	0.69	73	0.03	88	3	15													
SA1393	A CARNATION COUNSELOR -ET	1982	-73	0.95	36	42	195	-4.8	0.90	30	0.00	62	27	99	-7.2	0.86	12	-0.01	50	20	58	0.07	0.76	65	12	59	0.24	-0.18	0.19	-0.73	0.04	-0.03	-0.66	
SA1733	A CONANT-ACRES-JY BROKER -ET	1985	23	0.97	60	72	392	5.2	0.94	88	0.11	97	35	175	0.6	0.94	67	0.02	83	35	161	-0.20	0.82	59	14	99	0.36	-0.44	-0.21	-0.15	-1.32	0.40	0.82	
SA2103	A FABULOUS IMPACT -ET	1988	222	0.80	94	8	50	5.3	0.60	89	-0.06	16	5	14																				
SA1333	A G METCALF MISTY -ET	1980	317	0.77	98	13	31	5.5	0.71	89	-0.04	30	7	21																				
SA1799	A HANOVER-HILL-SS CLYDE	1986	28	0.99	61	155	996	-5.4	0.97	26	-0.09	5	66	423	-2.4	0.97	45	-0.03	28	60	409	0.82	0.92	82	49	230	0.37	1.37	2.27	0.12	0.41	0.34	0.07	
SA1142	A HILLTOPPER WARDEN	1977	-29	0.85	47	10	26	0.3	0.82	61	0.04	85	9	24	-3.4	0.75	36	0.01	74	5	10													
SA1261	A HURTTGEN VUE MARATHON	1980	348	0.83	99	13	25	13.3	0.80	99	0.11	97	10	19																				
SA2106	A JUNIPER PARK -ET	1988	297	0.94	98	55	172	10.6	0.88	98	-0.05	23	29	96	7.9	0.89	97	-0.06	9	30	99	1.99	0.67	97	16	39	0.98	2.25	1.11	1.63	1.21	1.37	3.04	
SA1302	A KINGSTEAD VALIANT TAB	1981	95	0.75	77	5	12	2.4	0.70	75	0.01	70	4	11																				
SA1203	A LIME HOLLOW BREEZE	1976	-88	0.77	32	12	27	-3.7	0.71	36	0.01	70	9	23																				
SA1900	A LONG-HAVEN VALIANT STEVEN -ET	1985	92	0.87	76	17	75	1.0	0.75	67	0.00	62	11	34	-0.7	0.77	58	-0.06	9	12	37													
SA1798	A MARK CJ GILBROOK GRAND -ET	1986	84	0.94	74	35	149	9.4	0.91	97	0.13	98	24	107	3.0	0.90	81	0.02	83	23	88	2.09	0.78	97	13	62	1.07	0.86	0.59	2.64	2.76	2.05	2.07	
SA1383	A METCALFS MATTHEW	1981	24	0.96	60	42	232	-2.5	0.92	44	-0.02	45	20	129	-3.1	0.86	39	-0.03	28	12	48	0.40	0.78	72	13	53	0.28	0.33	-1.62	0.21	-0.06	-0.50	-1.00	
SA1800	A PEARMONT INTRIGUE -ET	1985	5	0.75	55	10	31	0.6	0.66	64	0.04	85	8	18	-2.4	0.64	44	-0.01	50	5	15													
SA2107	A PINEHURST COMET	1988	-35	0.87	45	19	73	2.6	0.78	75	0.15	99	7	38	-6.4	0.78	16	-0.03	28	7	38	-0.34	0.66	56	5	31	0.62	-2.45	-1.51	-0.31	0.60	-0.99	-0.18	
SA1258	A PLUSHANSKI FIRECRACKER -ET	1980	64	0.78	70	11	36	-0.7	0.76	55	-0.03	37	8	30																				
SA1501	A PUGET SOUND OVS ENVOY	1983	43	0.92	65	23	115	2.0	0.81	73	0.13	98	17	43	-2.4	0.75	45	-0.04	20	10	24													
SA1202	A PUGET SOUND SULTAN	1981	119	0.88	81	24	65	5.7	0.77	90	-0.02	45	12	25	2.2	0.69	75	-0.06	9	5	11													
SA1796	A RONNYBROOK PRELUDE -ET	1986	48	0.85	66	11	18	8.0	0.81	96	0.07	92	8	15	-0.9	0.81	56	-0.06	9	8	12													
SA1509	A RUANN TONY PRESIDENT -ET	1984	-26	0.95	48	38	220	-2.2	0.87	46	-0.04	30	17	81	-5.2	0.79	24	-0.06	9	15	35	-0.73	0.74	49	9	48	-1.11	0.26	-1.01	-0.56	0.26	0.26	-0.84	
SA1390	A STERK BL MARV -ET	1980	316	0.92	98	36	123	3.3	0.85	79	-0.10	3	23	68	5.7	0.80	93	-0.06	9	15	43													
SA1532	A TARGET CITY MIRAGE -ET	1982	-24	0.87	48	22	77	-3.5	0.60	38	0.03	81	9	14																				
SA1526	A TOWNSON LINDY -ET	1984	70	0.96	71	58	229	2.8	0.93	76	-0.01	54	35	129	3.0	0.93	80	0.01	74	35	123	2.33	0.87	98	21	97	1.08	3.02	1.28	2.53	1.21	4.31	2.64	
0081109	ACME CITATION ANDY TWIN	1979	-93	0.83	30	11	36																											
SA1516	AGHALOMA THORNWOOD VALIANT	1981	136	0.85	84	8	64	-0.8	0.66	55	-0.03	37	4	17																				
0095074	AGRONOMIA C PAPER SR MAUD	1983	-165	0.72	14	3	28																											
0118205	AL-PE ELSO WARDEN MARATHON	1989	383	0.79	99	3	36																											
0112184	AL-PE PIRATA BELL TONY	1988	8	0.64	56	4	19																											
0116332	AL-PE-DYANO STARBACK	1989	-74	0.94	35	16	182	-0.6	0.91	56	0.05	87	9	123	-1.8	0.89	50	0.04	92	9	104	-0.24	0.77	58	5	58	0.90	-0.28	1.60	-1.09	-0.42	-1.62	-0.51	



EVALUACION GENETICA PRELIMINAR NACIONAL RAZA HOLANDO 2010

Sección 3 - Toros Evaluados Nacidos antes de 1990

		LECHE					GRASA					PROTEINA					CARACTERISTICAS TIPO																																				
		DEP	Rep	Per	NR	NH	DEP	Rep	Per	G%	Per%	NR	NH	DEP	Rep	Per	P%	Per%	NR	NH	CF	Rep	Per	NR	NH	EC	GR	PP	SM	UA	UP	CL																					
0093665 ALFEREZ 34 STAR CELEBRITY	1983	-350	0.90	0	6	86	-9.7	0.82	4	0.07	92	4	47	-15.7	0.80	0	-0.01	50	3	41																																	
SA2167 AMELDIN II PONTIAC HUNTER	1989	139	0.96	85	39	326	9.0	0.92	97	0.02	76	24	143	7.5	0.92	97	0.01	74	25	153	-0.89	0.78	43	9	72	0.75	-2.55	1.62	-1.72	-1.68	-1.34	-0.93																					
0096378 AMISTOSO ELEVATION PETE	1983	-136	0.75	21	6	26	-6.5	0.69	20	0.00	62	4	20																																								
0099209 AMISTOSO-STAR SUREÑO -TE	1984	-141	0.65	19	8	16	-7.0	0.60	18	0.01	70	6	13																																								
SA2170 AMSTERDAM SILVERADO	1987	255	0.76	96	3	42																																															
0091998 ANTAR 123 SENATOR FLAME	1982	-204	0.90	7	4	83																																															
0091999 ANTAR 124 OCEAN VIEW SEXATION	1982	8	0.93	56	3	136																																															
0099293 ANTAR 189 THREAR MIKE	1984	-166	0.81	14	3	44	-5.1	0.80	27	0.06	90	3	44																																								
SA2262 ANZUS MB CLEIT ROCKETMAN -ET	1988	277	0.88	97	17	99	2.5	0.82	75	-0.15	0	5	69	6.0	0.83	94	-0.01	50	5	69																																	
SA1206 AQUARIUS ELEVATOR	1974	82	0.77	74	14	25	1.8	0.71	71	-0.05	23	10	18																																								
SA0776 ARLINDA SUCCESSOR -ET	1977	118	0.93	81	24	128	-0.2	0.88	58	-0.04	30	18	74	-0.9	0.80	56	-0.05	14	9	32	-0.04	0.63	63	5	22	0.36	-0.76	-0.75	0.04	0.34	0.56	-0.05																					
SA1277 ARLISA MARTYR	1980	174	0.74	89	8	30																																															
SA1039 ART ACRES HAGER	1978	199	0.92	92	21	68	0.6	0.85	64	-0.05	23	11	39																																								
SA2694 ART-ACRES NED BOY OSCAR -ET	1986	41	0.81	64	4	13	3.5	0.75	80	0.01	70	4	13	3.3	0.75	83	0.02	83	4	13																																	
SB1813 B-HIDDENHILLS MARK-O-POLO	1985	360	0.90	99	17	85	7.0	0.86	94	-0.08	7	13	70	2.0	0.86	74	-0.15	0	12	67																																	
SB2085 BARTCREST ROYAL JORDAN -ET	1988	68	0.88	71	22	87	-0.1	0.71	59	-0.14	0	8	27	3.8	0.70	85	-0.03	28	7	25																																	
SB1598 BEAR PATH FANTASTIC	1980	42	0.94	64	32	190	5.8	0.85	90	0.13	98	15	65	0.9	0.83	68	0.06	97	14	52	-0.40	0.76	55	10	57	-0.66	-0.95	-1.88	-0.28	-0.43	0.02	-0.08																					
SB1635 BEAR PATH GLADE -ET	1982	211	0.61	93	3	16																																															
SB2256 BELLEVIEW CLEITUS SIGNAL -ET	1989	50	0.90	66	24	99	-0.0	0.77	59	0.00	62	15	39	0.1	0.78	64	0.01	74	14	38	0.73	0.62	80	4	24	1.06	0.39	0.89	0.23	0.48	0.18	2.40																					
SB1642 BELLEVIEW STEWART NITRO -ET	1985	88	0.90	75	24	95	-1.6	0.80	50	-0.04	30	11	42	-3.4	0.80	37	-0.10	1	10	42																																	
SB2570 BIS-MAY S-E-L MOUNTAIN -ET	1987	206	0.93	93	18	119	6.6	0.86	93	-0.02	45	11	54	7.8	0.87	97	0.02	83	11	58	0.04	0.82	64	4	62	-0.77	1.14	0.26	-0.20	-0.54	-0.07	-0.56																					
SB1855 BLACK-KNIGHT MARK SPACEY	1987	223	0.84	94	15	62	3.8	0.67	81	-0.02	45	6	22	0.3	0.63	64	-0.05	14	6	17																																	
SB1364 BLACKMOUNT GLENSTAY NEAT	1980	424	0.66	99	6	17																																															
SB2403 BOMAZ BELL DIRECTION -ET	1988	83	0.70	74	10	28																																															
SB2438 BOMAZ DESTRUCTION -ET	1988	303	0.93	98	15	159	2.8	0.82	76	-0.09	5	7	58	4.4	0.84	89	-0.08	3	7	62																																	
SB1795 BOND HAVEN EQUALIZER -ET	1987	-168	0.88	14	12	90	-12.4	0.75	0	0.01	70	5	34	-14.1	0.75	0	-0.02	38	5	35																																	
SB1718 BOND HAVEN MONOGRAM -TE	1985	88	0.73	75	9	26																																															
SB1726 BONITAS DEKKER BON-ET	1985	257	0.71	97	5	29	5.8	0.68	90	-0.06	16	4	27																																								
SB2101 BOULET CHARLES -ET	1988	-49	0.67	42	8	21	-2.3	0.61	45	-0.01	54	6	16	-1.9	0.60	48	-0.02	38	6	14																																	
SB1042 BREEZYVIEW JOB ROYAL STEWART	1977	-73	0.85	36	13	27	-2.9	0.82	41	-0.03	37	11	22																																								
SB2001 BRIARPATCH-R MEDALLION -ET	1987	18	0.91	58	26	120	-3.7	0.60	37	-0.03	37	8	15	-5.6	0.60	21	-0.11	0	8	15																																	



EVALUACION GENETICA PRELIMINAR NACIONAL RAZA HOLANDO 2010

Sección 3 - Toros Evaluados Nacidos antes de 1990

			LECHE					GRASA					PROTEINA					CARACTERISTICAS TIPO																						
			DEP	Rep	Per	NR	NH	DEP	Rep	Per	G%	Per%	NR	NH	DEP	Rep	Per	P%	Per%	NR	NH	CF	Rep	Per	NR	NH	EC	GR	PP	SM	UA	UP	CL							
SB1259	BRIDON ASTRO JET -ET	1978	34	0.92	62	16	47	8.9	0.89	97	0.19	99	14	43	-1.1	0.87	55	0.01	74	7	28																			
SB1138	BROOKS TWAIN VALIANT SAMMY -ET	1980	63	0.87	69	22	44	-4.7	0.80	30	-0.05	23	12	20																										
SB2191	BROWDALE MARINER	1986	129	0.93	83	38	158	10.9	0.86	99	0.19	99	16	78	3.6	0.85	84	0.04	92	16	73																			
SB2193	BROWDALE STARDUST	1987	133	0.82	84	12	34	5.3	0.79	88	-0.03	37	11	28	2.7	0.79	79	-0.04	20	11	29																			
SB2065	BUTT-LORR ANASAZI	1988	190	0.84	91	13	56	-0.9	0.60	54	-0.09	5	7	17	1.0	0.62	69	-0.05	14	7	18																			
0090818	CACHIMBERO 17 IRSITO PACLAMAR	1982	-198	0.88	8	3	69																																	
SC2551	CALBRETT FRASER-ET	1987	371	0.74	99	3	29																																	
SC1976	CAMANO-ISLAND BO SUPREME	1984	279	0.83	97	10	52	9.9	0.67	98	0.09	95	4	23	0.4	0.68	66	-0.10	1	3	22																			
SC1523	CARLIN MAYER COMPROMISE-ET	1983	-24	0.60	48	5	12																																	
SC1608	CARNATION COMPUTER -ET	1982	-106	0.92	27	27	125	-8.6	0.82	9	-0.04	30	13	59	-8.0	0.82	7	-0.03	28	11	57																			
0095699	CAROL ELEVATION CHRIS COLLINS	1983	7	0.78	56	3	37	-3.6	0.77	37	-0.01	54	3	35	-5.2	0.67	24	-0.07	6	3	22																			
0115751	CARRETERO 111 STARBUCK POLO	1989	114	0.87	80	3	85																																	
0117061	CARRETERO 127 FROSTY PAULO	1989	26	0.83	60	3	56																																	
SC2238	CARTERS-CORNER BULETPROF -ET	1989	187	0.85	91	17	73																																	
SC2041	CASTLEMONT SAXON -ET	1988	71	0.74	71	4	28	3.3	0.72	79	0.06	90	4	27	-0.9	0.72	56	-0.04	20	4	27																			
0094544	CHANTAR PORCEL TEMPO -TE	1983	-288	0.89	1	11	72	-8.3	0.79	11	0.00	62	7	43	-5.5	0.71	22	-0.01	50	3	22																			
0117486	CHARANGUERO 22 STARBUCK WILL	1989	-96	0.74	30	7	29	-5.0	0.67	28	0.01	70	4	21																										
SC2281	CHASIN-RAINBOWS SHAZAM	1988	378	0.91	99	26	118	2.2	0.67	74	-0.18	0	7	23	3.1	0.69	81	-0.13	0	7	24																			
SC1888	CHEL-BROOK ROTATE SCRIPT -ET	1986	274	0.98	97	69	506	-0.6	0.93	56	-0.12	1	28	180	0.0	0.94	63	-0.12	0	29	184	0.51	0.87	74	19	128	1.67	0.29	2.07	0.42	-0.45	0.67	0.20							
SC2531	CHERRY-GROVE SECRET -ET	1989	58	0.80	68	11	41	-0.7	0.70	56	0.01	70	4	24	0.0	0.69	63	0.02	83	3	22																			
SC0550	CLARETTA ELEVATION BUTTON	1976	88	0.75	75	5	11	6.1	0.72	91	0.03	81	5	11																										
0079954	CLAYBANK DUPLICATE R	1978	73	0.86	72	9	29	-3.4	0.79	38	-0.10	3	5	21	-3.1	0.69	39	-0.03	28	3	14																			
SC1560	CLEAR-ECHO IVAN BELL AVENGER	1983	364	0.75	99	18	33	2.3	0.64	74	-0.08	7	11	19	5.4	0.61	92	0.01	74	10	16																			
SC2062	CLOVERLES CLIPPER STARSKY	1987	50	0.75	66	8	39																																	
SC1634	CO HILL MARK MILLIONAIRE -ET	1986	74	0.65	72	6	19																																	
SC1209	COLDSPRINGS INSIDER	1978	84	0.64	74	7	18	-0.6	0.62	56	-0.03	37	6	17																										
SC1461	COLDSPRINGS MITCHELL	1982	273	0.86	97	23	63	7.5	0.72	95	-0.01	54	12	26																										
SC1907	COLDSPRINGS SAILOR -ET	1987	123	0.93	82	33	169	0.9	0.80	66	-0.05	23	11	50	1.6	0.80	72	-0.06	9	9	47	0.99	0.66	86	11	32	-0.96	-0.67	0.83	1.63	2.06	1.18	0.90							
SC2158	COLDSPRINGS VERTUOSA -ET	1989	91	0.94	76	20	186	7.6	0.91	95	0.11	97	13	119	1.1	0.91	70	0.01	74	12	123	1.65	0.83	94	10	95	0.75	0.22	2.77	1.38	1.51	1.46	1.43							
SC1651	CONANT ACRES VALIANT JONAH	1985	80	0.77	73	8	35	-0.5	0.63	57	0.01	70	5	16																										
SC2079	CONANT-ACRES-JY-CW ABE -ET	1986	190	0.98	91	75	662	7.8	0.94	96	0.09	95	28	178	1.2	0.94	71	-0.02	38	30	191	0.64	0.84	77	10	101	-1.37	-1.42	0.96	0.93	1.78	0.53	0.36							



EVALUACION GENETICA PRELIMINAR NACIONAL RAZA HOLANDO 2010

Sección 3 - Toros Evaluados Nacidos antes de 1990

		LECHE					GRASA					PROTEINA					CARACTERISTICAS TIPO																				
		DEP	Rep	Per	NR	NH	DEP	Rep	Per	G%	Per%	NR	NH	DEP	Rep	Per	P%	Per%	NR	NH	CF	Rep	Per	NR	NH	EC	GR	PP	SM	UA	UP	CL					
SC1454	CONQUISTADOR DAMEN	1982	63	0.94	69	30	172	-3.1	0.85	40	-0.05	23	12	65	-2.0	0.81	47	0.00	63	9	39	1.18	0.67	89	6	28	1.10	0.35	0.21	-0.08	-0.36	-0.04	0.49				
SC1376	CRESCENTMEAD BOOTMAKER ANDY	1979	81	0.91	74	18	93	-0.6	0.87	56	-0.01	54	12	61	-4.0	0.80	33	-0.05	14	9	30																
SC3036	CRESCENTMEAD CLEIT KENT -ET	1988	-31	0.90	46	12	101	-5.7	0.85	24	-0.10	3	10	72	-0.8	0.87	57	0.02	83	10	76																
SC1714	CURTMAID MARK SEARLE	1986	73	0.86	72	6	64	4.1	0.65	84	0.01	70	4	16	0.5	0.64	66	-0.07	6	3	14	-0.04	0.62	63	3	25	1.53	0.59	-0.22	-0.42	0.29	-0.79	0.05				
SD1685	DAMONE ARROW	1981	230	0.70	95	10	23																														
SD2490	DANDEE-MEADOW NIKON -ET	1989	197	0.94	92	38	215	6.1	0.84	92	0.01	70	18	86	5.0	0.85	91	-0.03	28	17	88	0.66	0.60	78	3	22	0.41	1.24	1.04	0.07	0.33	0.29	0.79				
0117195	DARLINA ABELARDO VALIANT	1989	50	0.76	66	4	39																														
0117213	DARLINA DORADO 14 VALIANT -TE	1989	-201	0.80	8	4	46																														
0117215	DARLINA DORADO 16 ELEVATION-TE	1989	-58	0.77	39	3	37																														
0106179	DARLINA FLAVIO TEMPO	1986	-125	0.66	23	3	25																														
0105173	DARLINA POLAK VALIANT	1985	-279	0.82	2	4	50																														
0116623	DARLINA TOMY FROSTY	1989	-212	0.85	6	4	59																														
SD2404	DE LA PRESENTATION SCOTT	1988	138	0.84	84	8	60	8.6	0.77	97	0.13	98	4	41	3.0	0.78	80	0.04	92	4	41																
SD1977	DE-CHARD BELVA MARK	1986	-34	0.87	45	18	70	3.5	0.67	80	-0.02	45	5	18	4.1	0.67	86	-0.01	50	6	18	-0.85	0.60	45	4	19	-1.04	0.17	-0.60	-1.29	-0.99	-1.18	-0.86				
SD2233	DE-SU SECRET JETSON TOP GUN	1988	132	0.86	83	22	78	3.7	0.73	81	0.00	62	13	39	2.0	0.75	74	-0.05	14	14	39																
SD1991	DEAN-C-T MINT	1988	107	0.87	79	24	78																														
SD2269	DIAMOND -OAK SPARKY -ET	1989	192	0.91	91	25	125	1.7	0.84	70	-0.02	45	14	57	2.7	0.85	79	-0.02	38	14	60																
0081339	DON 280 HAPPY CORONADO SUPE	1980	-249	0.96	3	14	238	-10.0	0.95	3	0.03	81	6	207																							
0092135	DON EDUARDO 285 PORON VALIANT	1982	165	0.76	88	3	23	1.2	0.65	67	-0.01	54	3	16																							
0087553	DON LEON 115 ROCKMAN BELL ROSS	1981	-153	0.64	17	3	12	-8.8	0.63	8	-0.06	16	3	12																							
0093992	DON LEON 142 SEXATION TEMPO	1983	-153	0.77	17	3	28																														
0099576	DON LEON 192 CAVALIER TEMPO	1984	41	0.95	64	29	191	-4.3	0.89	33	-0.02	45	13	82	-5.1	0.84	25	-0.06	9	8	41																
0105800	DON LEON 264 STEWART WILLOW	1986	-18	0.62	50	4	10	-0.2	0.61	58	0.03	81	4	10																							
0107184	DON LEON 280 IDOLO STEWART	1986	-170	0.96	13	36	313	-11.1	0.93	1	-0.05	23	19	162	-8.1	0.90	6	-0.01	50	13	99																
0107917	DON LEON 286 SAMMY COLLCREST	1986	-107	0.89	27	4	77																														
0113481	DON LEON 387 SAMMY WILLOW	1988	77	0.68	73	3	21																														
0113768	DON LEON 399 TONY FLAME	1988	62	0.87	69	8	69	-7.2	0.84	17	-0.14	0	6	54	-2.2	0.83	46	-0.03	28	3	45																
0113774	DON LEON 404 MARS WILLOW -TE	1988	47	0.69	66	6	17																														
0113782	DON LEON 412 VALIANT WILLOW -TE	1988	-317	0.96	1	34	237	-6.2	0.95	21	0.12	98	29	214	-7.7	0.95	9	0.07	98	24	193	0.21	0.85	68	5	98	0.18	-0.11	-0.26	-0.97	-1.06	-1.36	-0.66				
0117708	DON LEON 496 MANDINGO ASTRO	1989	-182	0.83	11	4	60																														
SD0970	DONACRES DYNAMO TWIN	1975	218	0.80	94	17	21	5.4	0.72	89	-0.03	37	11	15																							



EVALUACION GENETICA PRELIMINAR NACIONAL RAZA HOLANDO 2010

Sección 3 - Toros Evaluados Nacidos antes de 1990

			LECHE					GRASA					PROTEINA					CARACTERISTICAS TIPO																							
			DEP	Rep	Per	NR	NH	DEP	Rep	Per	G%	Per%	NR	NH	DEP	Rep	Per	P%	Per%	NR	NH	CF	Rep	Per	NR	NH	EC	GR	PP	SM	UA	UP	CL								
SF2618	FUSTEAD BRILLIANT BLSTAR -ET	1989	242	0.85	96	16	70	10.3	0.70	98	0.07	92	8	24	5.9	0.71	94	-0.01	50	8	25																				
SG2063	GAIRLOCH BUCKLES	1986	137	0.87	84	14	78																																		
S000069	GENTLE-TOUCH BTC HENRIKOO	1989	136	0.70	84	6	30																																		
0097987	GIALU'S 24 PONY ELEVATION -TE	1984	-134	0.89	21	14	103	-5.0	0.86	28	0.01	70	9	74																											
SG1632	GLENN DRUMMOND DELEGATE	1985	28	0.97	61	61	416	2.1	0.93	73	0.05	87	24	142	-1.0	0.92	56	-0.02	38	22	140	-0.07	0.70	62	13	47	1.65	-0.87	0.41	-0.35	-0.75	-0.28	-0.36								
0090855	GRILLO 362 SEXATION COMBINATION	1982	-155	0.91	16	5	109	-7.2	0.90	17	-0.01	54	5	101																											
0095539	GRILLO 403 TEMPO SIR CAMPEON	1983	-275	0.84	2	5	53	-10.7	0.83	2	0.00	62	4	52																											
0095545	GRILLO 409 TEMPO SIR CARLOS -TE	1983	-189	0.74	10	3	29																																		
0104159	GRILLO 478 VIGO PERFECTO	1985	-186	0.77	10	3	37																																		
0105204	GRILLO 499 COMBI LEANDRO	1986	-186	0.87	10	4	79	-9.8	0.86	4	-0.02	45	4	71																											
0111952	GRILLO 576 DYNAMO ALF	1987	37	0.77	63	4	34																																		
0114317	GRILLO 613 DEMAND OPTIMO	1988	-168	0.79	14	3	45																																		
SG1770	GROSBROS MARK ABBOTT	1986	271	0.88	97	30	82	5.9	0.76	91	0.02	76	16	38	-1.0	0.78	56	-0.11	0	14	39																				
0106479	GUITARRERO 374 VALIANT	1986	-14	0.71	51	3	21																																		
0118521	GUITARRERO 434 ELEVATION	1989	-134	0.87	21	5	72																																		
0062372	HAIRY'S 214 MAJESTY DIPLOMAT	1974	45	0.86	65	5	19																																		
0085649	HAIRY'S 323 ROUND OAK ELEVATION	1981	-92	0.92	30	23	94	-7.7	0.86	15	-0.07	11	15	62	-8.3	0.83	6	-0.08	3	13	45																				
0090508	HAIRY'S 348 ASTRONAUT ELEVATION	1982	139	0.67	85	6	12	1.7	0.61	71	-0.07	11	5	10																											
0101138	HAIRY'S ASTRONAUT DIPLOMAT	1985	18	0.67	58	4	14	-2.3	0.66	46	0.01	70	3	13																											
0106959	HAIRY'S ASTRONAUT SEXATION	1986	-44	0.67	43	4	14																																		
0115251	HAIRY'S MANDINGO SEXATION	1989	-46	0.92	42	14	120	-0.7	0.91	55	0.07	92	14	117	-3.1	0.91	40	0.03	88	13	111																				
0112190	HAIRY'S SEXATION ELEVATION	1988	-100	0.94	29	6	164	-2.3	0.92	45	0.04	85	4	135	-6.3	0.91	17	-0.05	14	3	119																				
0097739	HAIRY'S VALIANT ELEVATION	1984	-142	0.90	19	17	80	-5.5	0.85	26	0.02	76	10	50	-6.5	0.79	16	-0.02	38	7	31																				
0114199	HAIRYS ASTRONAUT VALIANT	1988	-32	0.73	46	4	22	1.1	0.72	67	0.05	87	4	22	-2.4	0.71	44	-0.01	50	4	22																				
SH2339	HANNOVERHILL KAYAK -ET	1987	22	0.73	59	10	26																																		
SH1291	HANOVER HILL INSPIRATION	1981	-51	0.94	41	35	110	-2.5	0.90	44	0.02	76	23	57	-4.4	0.89	29	0.02	83	17	45	-0.08	0.81	62	12	35	-0.22	-1.05	-1.90	0.12	0.51	-0.58	-0.03								
SH1198	HANOVER HILL SWD BERT	1980	21	0.74	59	6	29																																		
SH2102	HANOVERHILL BANDIT -ET	1986	227	0.72	95	9	26																																		
SH1682	HANOVERHILL BLACK JACK -ET	1986	91	0.99	76	228	1716	2.8	0.98	76	0.04	85	105	682	-1.4	0.98	53	-0.03	28	89	620	-0.08	0.94	62	60	303	0.68	0.59	-0.88	-0.49	-0.56	-0.59	0.26								
SH1711	HANOVERHILL CHALLENGER -ET	1986	146	0.66	86	5	21																																		
SH1332	HANOVERHILL JETHRO	1981	62	0.82	69	6	14	1.1	0.79	67	-0.01	54	3	11																											



EVALUACION GENETICA PRELIMINAR NACIONAL RAZA HOLANDO 2010

Sección 3 - Toros Evaluados Nacidos antes de 1990

		LECHE					GRASA					PROTEINA					CARACTERISTICAS TIPO																			
		DEP	Rep	Per	NR	NH	DEP	Rep	Per	G%	Per%	NR	NH	DEP	Rep	Per	P%	Per%	NR	NH	CF	Rep	Per	NR	NH	EC	GR	PP	SM	UA	UP	CL				
SH2255	HANOVERHILL LIEUTENANT	1989	118	0.92	81	29	132	4.4	0.84	84	0.01	70	12	47	3.2	0.85	82	0.03	88	12	48	-0.22	0.67	59	6	18	1.12	-0.54	0.50	-0.47	-0.37	-0.58	-0.20			
SH1623	HANOVERHILL LINCOLN -ET	1985	-45	0.85	43	22	44	0.5	0.81	63	0.13	98	16	35	-3.9	0.78	33	0.02	83	12	27															
SH1892	HANOVERHILL RAIDER -ET	1986	110	0.95	80	48	223	7.5	0.92	95	0.10	96	26	114	1.9	0.92	74	0.01	74	27	118	0.10	0.80	66	15	72	0.52	0.43	1.15	-0.86	-0.06	-1.62	-0.19			
SH1809	HANOVERHILL SKYBUCK	1985	-144	0.83	19	11	49	2.8	0.76	76	0.12	98	7	25	-2.2	0.75	45	0.05	95	6	24															
SH1201	HANOVERHILL STARBUCK	1979	78	0.96	73	21	42	2.2	0.94	73	0.04	85	17	34	-0.1	0.94	62	0.03	88	8	16															
0079960	HANOVERHILL SUPREME	1979	-113	0.99	26	157	1683	-4.7	0.99	30	0.04	85	83	836	-5.3	0.97	23	0.01	74	45	223	-1.29	0.90	31	27	144	-0.34	-0.58	-0.25	-1.73	-1.78	-1.59	-0.80			
SH1409	HANOVERHILL TITAN	1981	-1	0.95	54	62	225	-5.7	0.88	24	-0.06	16	30	88	-4.1	0.83	32	-0.01	50	19	56	-1.18	0.71	33	19	43	-0.38	-1.64	-1.41	-0.65	-0.43	-0.01	-0.43			
SH1793	HANOVERHILL VICTOR	1985	-209	0.97	7	56	339	-6.1	0.93	22	0.05	87	26	156	-5.7	0.93	21	0.04	92	21	142	-1.20	0.74	33	14	51	-1.07	-0.73	-1.03	-0.69	-0.55	-1.27	-1.69			
SH2064	HARD-LE DARKSTAR -ET	1989	149	0.96	86	41	273	1.7	0.91	70	-0.04	30	22	104	4.0	0.91	86	0.00	63	22	102	0.64	0.78	77	14	63	0.17	0.62	0.27	0.28	1.31	-0.46	-0.16			
SH1564	HARLA VALIANT JESTER VALID	1980	-86	0.68	32	3	10	-3.7	0.61	37	0.00	62	3	10																						
SH1362	HARMONY CORNERS SIMON TWIN	1976	-12	0.79	51	7	40																													
0111686	HARMONYC 63 COLUMBUS COLLINS	1987	-5	0.64	53	3	19	-0.9	0.62	54	0.03	81	3	19																						
SH2356	HAVEP FORMULE 1 -TL	1988	142	0.63	85	3	19																													
SH2357	HAVEP SR MARIUSTL	1989	163	0.62	88	4	14																													
SH2321	HEIMDAL WASHINGTON -ET	1984	206	0.81	93	10	43	5.5	0.67	89	0.01	70	4	18	1.3	0.67	71	-0.06	9	4	18															
SH1967	HENRY ACRES MINUTE MAN -ET	1987	22	0.91	59	25	120	-1.3	0.79	52	0.03	81	9	51	-1.6	0.78	51	0.01	74	8	49															
SH2437	HIGHLAND-FARM ROTATE TAURUS	1986	-2	0.90	54	9	117	1.6	0.66	70	0.03	81	3	22	-2.1	0.66	47	-0.02	38	3	20															
SH2173	HIGHLIGHT MR MARK CINDER -ET	1986	157	0.82	87	13	23	-0.4	0.79	57	-0.08	7	11	21	0.7	0.79	68	-0.04	20	11	20															
SH1547	HILLTOP HANOVER B PEERLESS -ET	1984	209	0.70	93	5	22																													
SH1912	HILLTOP-HANOVER-B DREW -ET	1988	139	0.88	85	5	71	2.5	0.86	75	-0.07	11	4	68	1.3	0.85	71	-0.07	6	3	60															
0113773	HILTOP-HANOVER-B GOLIATH	1987	-83	0.98	33	91	529	-4.4	0.95	32	0.00	62	43	220	-4.6	0.93	28	-0.02	38	24	127	-0.73	0.72	49	14	38	-0.47	-0.75	-0.83	-0.83	0.30	-1.53	-1.58			
SH1689	HOLTEX-ROY CHAIRMAN BRET -ET	1983	163	0.78	88	6	42																													
SH1453	HOODSTEAD FARMS BOVA ARCHIE	1984	382	0.92	99	26	143	4.8	0.83	87	-0.09	5	14	52	-0.9	0.72	56	-0.14	0	7	19															
SH1906	HOW-EL-ACRESROYAL SULTAN	1987	29	0.89	61	28	99	4.3	0.73	84	0.03	81	10	29	1.6	0.73	72	-0.01	50	11	30															
SH2034	HUBERVIEW TRADITION DUKE -ET	1983	138	0.70	84	8	24																													
SJ2174	IMPERIAL-C BELL TROY CASH	1988	37	0.98	63	77	711	-3.4	0.92	38	-0.03	37	28	154	-0.5	0.92	58	0.01	74	28	151	-1.77	0.89	24	19	176	-0.18	0.77	-0.87	-2.38	-2.52	-2.52	-1.89			
0118584	INDEPENDENCIA ASTRO JET SIR	1989	102	0.82	78	4	51																													
0074032	INDEPENDENCIA ASTRONAUT KAR	1978	-148	0.89	18	6	44																													
0110083	INDEPENDENCIA CHAIRMAN GUID -TE	1987	17	0.76	58	4	29																													
0117279	INDEPENDENCIA CONDE PORTO	1989	-130	0.71	22	3	26																													
0086648	INDEPENDENCIA ELEVATION KAMILO	1981	-138	0.95	20	34	167	-3.7	0.91	36	0.02	76	16	86																						



EVALUACION GENETICA PRELIMINAR NACIONAL RAZA HOLANDO 2010

Sección 3 - Toros Evaluados Nacidos antes de 1990


		LECHE					GRASA							PROTEINA							CARACTERISTICAS TIPO												
		DEP	Rep	Per	NR	NH	DEP	Rep	Per	G%	Per%	NR	NH	DEP	Rep	Per	P%	Per%	NR	NH	CF	Rep	Per	NR	NH	EC	GR	PP	SM	UA	UP	CL	
0117813	INDEPENDENCIA STARBUCK POMO	1989	-50	0.96	41	50	309	-3.8	0.75	35	0.01	70	11	37	-5.3	0.70	23	-0.06	9	8	27												
0111054	INDEPENDENCIA TONY IRINEO -TE	1987	7	0.77	56	8	33	0.6	0.67	64	0.06	90	6	20																			
0101695	INDEPENDENCIA VALIANT CONDE -TE	1985	-136	0.98	21	78	594	-5.9	0.97	23	0.04	85	37	349	-5.2	0.95	23	0.04	92	26	198	-2.33	0.81	18	17	72	-1.69	-0.50	-1.50	-2.08	-1.95	-1.53	-2.12
0097270	INDEPENDENCIA VALIANT CONO -TE	1983	-4	0.90	53	11	27	-4.1	0.80	34	0.00	62	5	17																			
0114064	INDEPENDENCIA VALIANT KARLIN	1988	49	0.99	66	100	1110	2.6	0.96	75	0.07	92	36	312	1.0	0.94	69	0.06	97	30	195	0.21	0.90	68	23	179	0.66	-0.40	-1.30	-0.44	0.32	-0.80	0.41
0117821	INDEPENDENCIA VALIANT KATUN -TE	1989	-5	0.90	53	8	101																										
0107763	INDEPENDENCIA VALIANT POL -TE	1986	-96	0.73	30	8	26																										
SI1686	INGLIS CHAIRMAN DART	1984	102	0.89	78	21	90	0.8	0.77	65	-0.07	11	10	39	4.2	0.75	88	-0.03	28	7	33												
0068636	IRSA 1518 SEILING	1976	-51	0.71	41	4	17																										
0069071	IRSA 1548 PACLAMAR	1976	76	0.85	73	8	35	2.2	0.76	73	0.01	70	4	27																			
0070349	IRSA 1583 PACLAMAR	1976	19	0.95	59	18	140	-3.6	0.91	37	-0.01	54	13	82	-4.7	0.87	28	-0.02	38	10	45												
0091983	IRSA 2476 WILLOW ROSAMOND	1982	89	0.82	75	8	50	-2.3	0.79	45	-0.02	45	8	44																			
0092706	IRSA 2496 WILLOW ROSAMOND	1983	144	0.79	85	6	46	0.0	0.78	60	-0.03	37	6	43																			
0093229	IRSA 2511 WILLOW ROSAMOND	1983	-156	0.95	16	17	198	-5.8	0.92	24	0.02	76	14	151	-9.0	0.83	2	0.00	63	8	58	-1.54	0.69	27	4	34	-1.78	-1.24	-1.10	-1.77	-1.25	-2.48	-2.38
0100770	IRSA 2897 SUPREME BETTY	1985	-125	0.75	23	4	39	-6.1	0.67	21	-0.01	54	3	27																			
0101449	IRSA 2918 SUPREME BETTY	1985	-12	0.96	51	9	272	-5.8	0.94	24	-0.07	11	5	245	-5.4	0.88	23	0.01	74	4	120												
0103511	IRSA 3015 CHIEF PRINCIPE	1985	-61	0.90	39	4	96	-5.6	0.71	24	-0.01	54	3	20	-8.7	0.74	3	-0.01	50	3	27												
0104464	IRSA 3089 CHIEF PRINCIPE	1986	-221	0.93	5	3	148																										
0104795	IRSA 3107 CHIEF PRINCIPE	1986	-168	0.90	14	5	93	-4.6	0.78	30	-0.01	54	5	34	-6.5	0.77	16	-0.03	28	4	32												
0108072	IRSA 3249 SUPREME BETTY	1986	-123	0.89	23	4	91	-5.1	0.75	28	-0.02	45	3	22																			
0109052	IRSA 3310 STANDOUT JEWEL	1987	74	0.94	72	8	179	3.1	0.90	78	-0.04	30	3	130																			
SJ1927	JACKBUILT AQUARIUS -ET	1984	199	0.90	92	25	115	1.3	0.82	68	-0.03	37	14	57	-5.0	0.82	25	-0.13	0	13	55												
SJ2263	JIM BELL ENHANC JIMMY -ET	1988	292	0.73	98	10	33	6.6	0.63	93	-0.06	16	6	21	4.5	0.65	89	-0.07	6	7	23												
SJ1905	JUNIPER ROTATE JED -ET	1987	150	0.93	86	10	81	5.7	0.91	90	0.05	87	9	69	1.1	0.91	70	-0.01	50	9	63	2.16	0.80	97	7	34	2.49	3.81	1.73	1.50	1.10	2.24	2.57
SK1717	K&Y-HILL BSTAR MACLEROY-ET	1989	239	0.67	95	4	13																										
SK1909	KARONA SATURN -ET	1985	10	0.85	57	6	68	0.7	0.74	64	0.06	90	4	41	-1.7	0.64	50	0.01	74	3	25												
SK2186	KEEPHOLM STAR NATHAN -ET	1989	45	0.76	65	7	33	7.3	0.73	95	0.15	99	5	30	3.9	0.73	85	0.08	98	5	30												
SK2991	KEMVIEW ZACHARY -ET	1989	180	0.75	90	3	39																										
SK1084	KEN RIC MARCUS NEIL	1976	197	0.81	92	17	39	2.5	0.71	75	-0.06	16	13	22																			
SK2616	KERNDTWAY WHAMO -ET	1989	94	0.64	76	10	19																										
SK2420	KNOXLAND BOVA L HERCULES -ET	1985	160	0.75	87	9	32																										



EVALUACION GENETICA PRELIMINAR NACIONAL RAZA HOLANDO 2010

Sección 3 - Toros Evaluados Nacidos antes de 1990

		LECHE					GRASA							PROTEINA							CARACTERISTICAS TIPO												
		DEP	Rep	Per	NR	NH	DEP	Rep	Per	G%	Per%	NR	NH	DEP	Rep	Per	P%	Per%	NR	NH	CF	Rep	Per	NR	NH	EC	GR	PP	SM	UA	UP	CL	
SK2777	KNOXLAND SECRET V BETWIXT	1989	320	0.88	99	22	93	3.3	0.68	79	-0.05	23	10	29	4.7	0.69	90	0.01	74	10	29												
SL2919	L WILSONDALE DANCER DUKE -ET	1987	221	0.67	94	6	20																										
SL1899	LACLEA STARBUCK HOPE -ET	1986	34	0.86	62	12	74	0.5	0.82	63	0.02	76	10	59	-2.8	0.75	41	-0.01	50	8	40	0.55	0.67	76	6	38	1.47	-1.59	1.51	0.22	0.72	-0.13	0.36
SA2422	LAFASLOPES CM OHARA	1989	201	0.77	92	8	38																										
SL1401	LAKE HOME TONY PREMIER -ET	1982	159	0.75	87	8	14	1.5	0.69	69	-0.02	45	8	14																			
SL2035	LANGACRES MARK ABLE -ET	1989	130	0.89	83	19	104	10.2	0.78	98	0.11	97	10	43	1.3	0.79	71	-0.06	9	10	43												
SL2573	LANGS- TWIN ELM BS SAMMY-ET	1989	164	0.62	88	3	15																										
SL2443	LANGS-TWIN-ELM MATRIX -ET	1989	200	0.85	92	13	73																										
SL2109	LANGVIEW HALSEY -ET	1989	265	0.96	97	52	293	6.1	0.87	91	0.02	76	20	76	0.3	0.88	64	-0.08	3	22	80												
SL2236	LAPOE-G M HIGHMARK -ET	1986	170	0.83	89	18	55	0.9	0.67	66	-0.15	0	9	21	1.7	0.69	73	-0.12	0	9	24												
SL1894	LATOMA DONARO	1986	288	0.86	98	16	74	8.1	0.85	96	-0.01	54	15	71	2.6	0.80	78	-0.06	9	15	46	2.23	0.70	97	8	66	1.70	1.76	0.67	1.64	1.20	1.18	0.87
SL0562	LE DEL IDEAL SUPERIOR	1973	121	0.63	82	6	13																										
SL2274	LEFT-MAC CHIEF BELL BOY	1989	36	0.96	63	40	282	3.8	0.87	82	0.09	95	19	87	1.4	0.87	71	0.04	92	20	91	1.94	0.81	96	9	73	1.19	2.45	3.69	1.32	1.33	1.12	1.49
SL0881	LIME HOLLOW ELEVATION MARS	1972	-25	0.84	48	12	19	-1.9	0.78	48	0.02	76	10	17																			
SL1606	LIRR CREST VIEW JESS	1986	18	0.80	58	6	18	-0.1	0.76	59	-0.02	45	3	14	-1.8	0.74	50	-0.02	38	3	12												
SL1637	LOCH LATCH TASMANIAN DEVIL	1983	59	0.93	68	19	175	-1.2	0.87	52	-0.03	37	12	103	-0.3	0.79	60	0.05	95	8	49	0.62	0.82	77	6	89	0.33	0.95	1.19	0.34	0.13	0.55	0.03
SL2401	LOGNWAY P BACHELOR -ET	1988	114	0.93	80	28	151	10.1	0.76	98	0.08	94	8	36	7.0	0.77	96	0.03	88	8	36												
SL2543	LONDONDALE MERRILL -ET	1988	130	0.95	83	33	255	7.5	0.91	95	0.04	85	21	119	3.0	0.91	81	-0.07	6	22	121	1.09	0.71	87	5	35	-0.87	-0.42	0.61	1.65	1.42	1.69	1.24
SL1958	LONG-HAVEN TRADITI PERRY -ET	1985	207	0.88	93	31	91	3.9	0.61	82	-0.10	3	8	15	5.6	0.60	92	-0.02	38	7	13												
SL1910	LOOSLEA REX RICHARD	1988	158	0.94	87	56	210	4.5	0.82	85	0.00	62	20	64	2.7	0.82	79	-0.01	50	20	65												
SL1524	LUTZ BROOKVIEW PROSPECTOR	1984	238	0.69	95	8	25																										
SL1630	LUTZ BROOKVIEW SENSATION	1984	291	0.91	98	33	129	3.0	0.82	77	-0.13	0	18	59	0.9	0.81	69	-0.13	0	18	54	0.41	0.66	72	11	35	-0.92	-0.91	1.71	0.96	0.32	1.01	-0.48
SL1971	LUTZ-BROOKVIEW BYRON -ET	1988	299	0.96	98	51	329	7.1	0.80	94	-0.07	11	19	59	8.2	0.80	98	-0.04	20	19	53												
SL2119	LUTZ-BROOKVIEW CLINTON -ET	1988	216	0.97	94	75	412	2.3	0.93	74	-0.10	3	29	167	1.4	0.93	72	-0.10	1	29	170												
SL2082	LUTZ-BROOKVIEW RAMBO -ET	1987	188	0.93	91	29	154	2.1	0.83	73	0.03	81	9	52	-2.0	0.83	47	-0.08	3	9	55	0.94	0.60	85	4	22	0.38	-0.47	2.43	1.16	1.48	1.08	1.41
E00020	LUTZ-MEADOWS E MANDEL -ET	1988	169	0.90	89	8	13																										
SL1983	LYLEHAVEN WINDJAMMER -ET	1986	131	0.70	83	14	26																										
0105611	MACLANACA 92 MARKESANO PRINCE	1986	96	0.70	77	3	21																										
SM1895	MACY-L TRADITION KEVIN -ET	1985	130	0.96	83	51	280	1.5	0.89	70	-0.10	3	24	110	0.1	0.89	64	-0.05	14	23	102	-0.46	0.78	54	13	66	0.23	0.09	-1.24	-0.34	-0.86	0.23	0.51
SM2046	MADAL	1987	264	0.67	97	4	21																										
SM2048	MADERO	1987	79	0.61	73	6	16																										



EVALUACION GENETICA PRELIMINAR NACIONAL RAZA HOLANDO 2010

Sección 3 - Toros Evaluados Nacidos antes de 1990

		LECHE					GRASA					PROTEINA					CARACTERISTICAS TIPO																
		DEP	Rep	Per	NR	NH	DEP	Rep	Per	G%	Per%	NR	NH	DEP	Rep	Per	P%	Per%	NR	NH	CF	Rep	Per	NR	NH	EC	GR	PP	SM	UA	UP	CL	
SM2083 MAIZFIELD BELLWOOD -ET	1989	225	0.97	94	54	254	11.4	0.96	99	0.04	85	31	152	8.1	0.96	98	0.00	63	30	148	0.78	0.88	81	17	75	2.13	-1.35	0.91	0.69	0.39	1.19	1.74	
0116547 MANUEL 102 CLAY GOLIATH	1989	-189	0.86	10	6	67																											
0116551 MANUEL 106 GOLIATH CHOICE	1989	-165	0.85	14	7	65																											
0117630 MANUEL 119 GOLIATH ELEVATION	1989	-63	0.85	38	8	69																											
0109480 MANUEL 74 CLAY SUPREME	1987	-148	0.78	18	4	36																											
0116821 MANUEL 95 CLAY BETON	1988	-105	0.81	28	7	42																											
SM1947 MAPEL WOOD STEWART -ET	1986	21	0.98	59	116	698	3.8	0.95	82	0.07	92	46	247	-0.8	0.95	57	-0.02	38	43	224	1.66	0.88	94	31	140	0.86	-0.34	1.30	1.33	1.67	0.90	1.74	
SM1792 MAPEL WOOD TIGER CAT -ET	1986	146	0.97	86	77	360	0.2	0.93	61	-0.05	23	38	151	-2.3	0.92	45	-0.05	14	34	129	1.41	0.80	92	26	68	1.03	-0.11	1.55	0.65	1.25	0.43	0.39	
SM1367 MARIES BLIZZARD -ET	1981	183	0.96	90	45	264	-1.0	0.93	54	-0.09	5	25	154	0.9	0.90	68	-0.02	38	17	85	1.64	0.81	94	13	67	0.56	0.18	0.86	1.35	0.48	1.61	1.28	
SM2003 MARK-KIMBERLY CHIEF MARLOW -ET	1986	235	0.97	95	59	417	0.0	0.92	60	-0.06	16	30	148	0.5	0.92	66	-0.05	14	29	146	0.65	0.86	78	12	116	1.45	0.12	0.40	0.49	0.34	0.70	1.78	
SM1015 MARSHFIELD ELEVATION TONY	1972	80	0.93	73	15	29	-1.4	0.92	51	-0.06	16	11	23	-2.3	0.90	45	-0.03	28	4	10													
SM2005 MAYVAL MEMORIAL VETERAN	1985	46	0.83	65	17	60	1.6	0.65	70	0.06	90	6	22																				
SM2388 MEADOW BRIDGE MANHATTAN	1988	470	0.81	99	6	45	11.4	0.71	99	0.03	81	3	22	7.8	0.72	97	-0.02	38	3	22													
SM1701 MEADOW BRIDGE MILLONAIRE	1986	227	0.74	95	5	29	1.1	0.71	67	-0.17	0	3	22	7.8	0.71	97	0.00	63	3	22													
SM1190 MEL EST VALIANT IROSE MELVIN	1980	-8	0.80	52	13	33	-1.4	0.77	52	-0.03	37	12	27	-3.0	0.72	40	-0.04	20	7	15													
SM1862 MELLO-DE MARK WAYNE	1986	39	0.85	64	19	47	-1.3	0.83	52	-0.03	37	16	44	-3.1	0.81	40	-0.04	20	13	34													
SM2566 MELLO-J MARK VALIANT	1987	243	0.79	96	10	43																											
SM2272 MEMORIAL-ACRES SEC TERR-ET	1989	253	0.69	96	6	29																											
SM2002 MERIT DENATE -ET	1988	379	0.62	99	5	16																											
SM1097 MIL NOR II DESIGN	1976	302	0.80	98	4	21	3.8	0.70	81	-0.10	3	3	12																				
0103461 MODELO MILUBETTY ATLASOPTI 3170	1985	128	0.71	83	5	29																											
0114645 MODELO TONY PEACH -TE	1988	-53	0.81	41	7	58	-5.0	0.79	28	0.01	70	3	50	-4.4	0.61	29	-0.05	14	3	16													
0116737 MODELO WARDEN BRETOULTIMA -TE	1989	-255	0.92	3	13	168	-10.2	0.91	3	0.01	70	7	143	-10.4	0.74	0	0.03	88	6	43													
SM0500 MOWRY C ASTRONAUT NAVAHO	1976	-41	0.82	44	6	19																											
SM1099 MOWRY K KNIGHT CHAIN REACTION	1977	188	0.85	91	18	54	5.5	0.76	89	0.02	76	12	28																				
SM1754 MR HIGH SIGHTS CHIEF DOMINO -ET	1986	282	0.80	97	10	45	11.5	0.75	99	0.06	90	5	33	3.2	0.72	82	-0.05	14	5	28													
SN1152 N SILVERBROOK CHIEF UNCAS	1979	193	0.60	91	10	11																											
SN1997 N-CHEL-BROOK IMPRINT -ET	1986	207	0.87	93	20	79	5.7	0.66	90	-0.03	37	9	21	-0.8	0.68	57	-0.11	0	9	24													
0099010 NATIVO 392 TRADITION ROWSDALE	1984	-57	0.77	40	7	31	-3.5	0.69	38	0.03	81	5	27	-4.9	0.69	26	0.00	63	5	27													
SN1153 NATZKE CONDUCTOR ANDY	1979	207	0.86	93	23	68	0.9	0.76	65	-0.02	45	12	38																				
SN1563 NEU-HOPE NEU TRAD -ET	1981	205	0.88	93	26	93	4.4	0.77	85	-0.02	45	13	42	2.1	0.72	75	0.00	63	8	30													



EVALUACION GENETICA PRELIMINAR NACIONAL RAZA HOLANDO 2010

Sección 3 - Toros Evaluados Nacidos antes de 1990

			LECHE					GRASA							PROTEINA							CARACTERISTICAS TIPO													
			DEP	Rep	Per	NR	NH	DEP	Rep	Per	G%	Per%	NR	NH	DEP	Rep	Per	P%	Per%	NR	NH	CF	Rep	Per	NR	NH	EC	GR	PP	SM	UA	UP	CL		
SN2488	NEW-WEST-I	EAGLE BOOTS	1989	44	0.93	65	36	177	2.1	0.78	73	-0.04	30	14	54	1.1	0.78	69	-0.04	20	14	54													
SN1998	NORM-E-LANE	CLEI QUALITY -ET	1988	68	0.79	71	10	44	0.0	0.65	60	0.03	81	4	20	0.0	0.65	63	-0.01	50	4	21													
SN2084	NORRIELAKE	CLEITUS LUKE -TW	1988	237	0.93	95	12	71	1.9	0.91	72	-0.10	3	9	58	5.8	0.91	93	0.00	63	8	57	0.57	0.77	76	5	17	-0.11	0.11	2.00	0.45	0.56	-0.09	0.10	
SN1969	NOWERLAND	ARROYO	1986	182	0.91	90	24	118	3.8	0.79	81	0.01	70	7	44	3.1	0.80	81	0.00	63	7	45													
SN1365	NOWERLAND	STARLITE POTENTIAL	1980	66	0.78	70	6	40																											
SN2081	NUNESDALE	COMPETITOR -ET	1988	44	0.92	65	35	140	4.8	0.78	86	0.11	97	9	37	-1.0	0.78	56	0.01	74	7	34													
SN2270	NUNESDALE	JADESTAR -ET	1989	232	0.87	95	9	90	7.5	0.81	95	0.02	76	7	57	4.7	0.81	90	0.02	83	7	61													
SO1522	ODYSSEY	BOVA DEVINE	1984	310	0.99	98	104	788	2.5	0.96	75	-0.11	2	43	252	-0.0	0.95	62	-0.13	0	40	217	-0.31	0.91	57	36	193	-1.23	-0.73	-1.10	-0.11	-0.32	0.65	-0.22	
SO2552	ODYSSEY	ROYAL ONWARD	1987	45	0.81	65	9	53															0.30	0.64	70	3	28	0.60	-0.85	-0.04	0.18	-0.18	-0.08	0.50	
SO1769	OLMAR	RAMBO	1986	256	0.98	96	78	722	4.9	0.94	87	-0.07	11	36	210	5.1	0.95	91	-0.05	14	36	205	0.55	0.90	76	25	182	0.40	0.91	1.66	0.48	0.46	0.20	0.73	
SO1773	OPPERMAN	TONG -ET	1983	147	0.95	86	40	211	0.3	0.88	61	0.02	76	14	82	-2.6	0.88	43	-0.01	50	15	81	-0.05	0.81	62	13	67	-0.69	-1.45	-0.59	0.65	0.85	0.39	-0.15	
SO1652	OSDEL	ENDEAVOR BOVA CUBBY	1985	334	0.88	99	10	50	7.0	0.80	94	-0.09	5	7	21	5.0	0.79	91	-0.10	1	7	22													
0116988	P.B.	MARATHON TORNADO	1989	34	0.86	62	3	61																											
SP1805	PACK-HERD	KAY-HART BOVA BINA	1985	29	0.89	61	16	94	-3.8	0.75	35	-0.12	1	11	33	-4.9	0.79	26	-0.15	0	11	40													
0079953	PAPERMAN	SIR C DESTINY	1979	-136	0.74	21	10	25																											
SP2169	PARADISE-R	CLEITUS MATHIE	1988	194	0.80	92	6	29	9.4	0.75	97	0.07	92	5	22	2.1	0.76	75	-0.05	14	5	25	-0.12	0.69	61	4	27	0.52	0.76	-0.12	-0.12	0.51	-0.84	-0.14	
SP1889	PARADISE-R	ROEBUCK	1986	337	0.96	99	50	250	5.0	0.92	87	-0.10	3	30	124	2.9	0.93	80	-0.09	2	29	136	0.67	0.84	78	15	98	0.44	-0.10	0.19	0.42	0.55	0.46	0.95	
SP2373	PARKER	1 T1	1987	234	0.68	95	8	23																											
SP2268	PARKER	EAGLE ALVIN -ET	1989	266	0.92	97	30	141	6.0	0.77	91	-0.06	16	11	44	3.7	0.77	85	-0.05	14	11	42	-0.09	0.66	62	6	37	-1.33	-1.04	-0.77	0.10	-0.03	0.22	0.27	
0117406	PATRICIO	301 TYPENAKER 145	1989	19	0.81	59	4	49															-0.55	0.65	53	3	33	-2.03	-0.20	-1.16	-0.41	0.18	-0.74	-1.34	
SP2234	PAULO-BRO	COLOSSUS	1989	172	0.66	89	6	18																											
SP1791	PEARTOME	JACKPOT -ET	1986	164	0.94	88	29	168	3.6	0.92	80	-0.05	23	22	129	5.8	0.91	94	0.00	63	21	118	0.23	0.72	68	11	45	1.72	-1.30	-0.48	0.00	-0.42	0.07	0.42	
SP2277	PEASEDALE	LINGO -ET	1989	170	0.94	89	32	226	11.4	0.68	99	0.03	81	9	29	8.6	0.71	98	-0.02	38	8	31													
SP2465	PECAN-OAK	MARK WILLIAM	1989	212	0.77	93	10	38																											
SP1543	PECKS	HOW EL VALIANT TRAVIS -TD	1984	74	0.83	72	17	56	4.4	0.76	84	0.02	76	12	37	4.3	0.70	88	0.02	83	10	25													
SP1684	PEN-COL	DREAMER	1984	233	0.97	95	59	350	3.2	0.88	79	-0.07	11	21	83	6.8	0.88	96	-0.01	50	20	78	0.26	0.74	69	14	50	-0.03	-0.42	-1.56	0.91	1.29	0.78	-0.19	
SP1462	PENTACLES	VA ROCKBY REGENT -ET	1983	258	0.88	97	22	79	5.3	0.77	88	-0.06	16	12	35	3.7	0.68	84	-0.02	38	8	18													
SP1549	PETICOTE	BODA -ET	1985	286	0.94	98	27	166	1.5	0.84	69	-0.12	1	12	49	-1.4	0.83	53	-0.15	0	8	41	-1.72	0.72	24	11	42	-0.22	-1.42	-2.19	-1.20	-1.52	-1.06	-1.12	
SP1986	PETICOTE	GRANITE -ET	1988	155	0.82	87	13	52	7.4	0.70	95	0.09	95	6	28	5.1	0.71	91	0.02	83	6	29													
SP1968	PETICOTE	LANCE	1987	193	0.97	91	50	373	4.2	0.87	84	-0.06	16	20	85	3.2	0.88	82	-0.06	9	20	95	0.96	0.70	85	9	41	0.10	-1.35	1.57	1.49	2.16	0.60	2.09	
SP2387	PINE TREE	INVERNESS -ET	1989	42	0.89	64	20	102															-0.16	0.60	60	6	25	0.92	-1.39	1.32	0.37	0.02	0.86	0.61	



EVALUACION GENETICA PRELIMINAR NACIONAL RAZA HOLANDO 2010

Sección 3 - Toros Evaluados Nacidos antes de 1990

		LECHE					GRASA					PROTEINA					CARACTERISTICAS TIPO																		
		DEP	Rep	Per	NR	NH	DEP	Rep	Per	G%	Per%	NR	NH	DEP	Rep	Per	P%	Per%	NR	NH	CF	Rep	Per	NR	NH	EC	GR	PP	SM	UA	UP	CL			
SP2164	PLEASANLAND REMARKABLE	1989	113	0.87	80	20	83	6.9	0.73	94	0.06	90	9	27	3.2	0.73	82	-0.01	50	9	27	0.07	0.60	65	7	22	0.69	-0.05	-0.40	-0.10	0.47	-0.68	-0.02		
SP1981	PLEASANT-MEADOW LOGIC -ET	1987	278	0.70	97	10	27																												
SP1566	PLUSHANSKI IJON DAKOTA -ET	1985	-4	0.86	53	13	54	1.8	0.71	71	0.01	70	7	21	-2.0	0.72	48	-0.04	20	7	22														
SP1525	PLUSHANSKI ODIN -ET	1983	132	0.95	83	43	218	-0.1	0.89	59	-0.06	16	22	93	1.3	0.88	71	-0.02	38	22	76	0.29	0.77	70	14	60	0.62	1.01	0.11	0.61	0.66	0.06	0.44		
SP2012	PLUSHANSKI STARMAN -ET	1989	57	0.87	68	23	86	-2.3	0.74	45	-0.06	16	11	35	-3.6	0.75	35	-0.06	9	11	34	0.56	0.63	76	9	30	1.61	1.21	2.63	-0.06	0.65	-0.45	0.02		
SP1972	PODONQUE MARK ARTHUR -ET	1987	23	0.79	60	8	38																												
SP1724	PODONQUE ROYALTY ADMIRAL	1986	123	0.74	82	9	30																												
SP1992	PODONQUE ROYALTY ALEX -ET	1987	8	0.90	56	26	110	-8.4	0.81	10	-0.12	1	13	50	-3.4	0.81	37	-0.05	14	12	48	0.57	0.72	76	7	49	1.34	2.28	1.09	0.26	1.13	-0.11	0.97		
SP2527	POND-OAK MAGNUS	1988	-72	0.91	36	24	118	8.9	0.64	97	0.13	98	7	23	3.7	0.71	85	0.10	99	7	30	0.17	0.62	67	3	27	-0.23	-0.06	1.66	0.27	0.68	-0.44	-0.85		
SP2000	POND-OAK MARKSMAN -ET	1986	132	0.76	83	16	35																												
SP1982	POND-OAK MOUNTAIN BOY-ET	1986	3	0.65	55	6	20																												
0042425	PORONGUERO 1628 GLENVUE	1967	-179	0.66	11	5	20																												
0053014	PORONGUERO 2251 MAUD BABETTE	1971	-301	0.62	1	3	14																												
0079586	PORONGUERO 3583 ELEVATION CAIN	1979	-58	0.72	39	4	14																												
0085563	PORONGUERO 3895 ASTRONAUT	1981	-241	0.86	3	11	73	-6.3	0.80	21	0.04	85	8	53																					
0089975	PORONGUERO 4117 CLAYBANK	1982	-58	0.78	39	4	23	-6.8	0.67	18	-0.06	16	3	21																					
0097625	PORONGUERO 4531 NEVER FEAR	1984	-204	0.60	7	3	18																												
0099908	PORONGUERO 4597 TRIPLE TE LUCIO	1984	-143	0.98	19	66	479	-3.4	0.95	38	0.08	94	29	234	-7.8	0.94	9	-0.01	50	24	173	-1.67	0.88	25	11	135	-1.15	0.11	-0.54	-1.81	-0.44	-2.78	-2.70		
0099939	PORONGUERO 4615 HANOVERHILL	1984	-71	0.85	36	3	58	-6.7	0.83	19	-0.05	23	3	53																					
0100825	PORONGUERO 4630 HANOVERHILL	1984	57	0.68	68	9	18																												
0100859	PORONGUERO 4648 MILESTONE	1985	-89	0.99	31	166	1118	-8.5	0.97	10	-0.06	16	66	450	-8.1	0.97	6	-0.06	9	51	340	-1.50	0.89	28	37	152	-0.49	0.28	-2.24	-1.55	-1.24	-1.82	-1.33		
0100886	PORONGUERO 4656 VALIANT JORCIN	1985	-224	0.96	5	32	232	-8.2	0.85	12	0.09	95	16	64	-5.3	0.81	23	0.10	99	10	45														
0100895	PORONGUERO 4665 VALIANT	1985	-89	0.95	31	35	217	-6.3	0.88	21	-0.06	16	11	80	-0.3	0.75	60	0.03	88	6	23														
0100897	PORONGUERO 4667 VALIANT	1985	75	0.87	72	9	59	-3.6	0.68	37	-0.05	23	5	18																					
0102610	PORONGUERO 4721 VALIANT GANCIA	1985	-47	0.96	42	15	250	-12.0	0.93	0	-0.13	0	9	165	-8.9	0.91	2	-0.07	6	6	122	-1.23	0.70	32	5	39	-0.34	-0.66	-0.65	-1.60	-1.99	-1.05	-0.74		
0116900	PORONGUERO 4782 COLUMBUS	1985	-235	0.75	4	3	33																												
0104840	PORONGUERO 4815 THREAT PITER	1986	116	0.61	81	6	12																												
0104854	PORONGUERO 4820 CLAYBANK	1986	-144	0.84	19	3	65																												
0105067	PORONGUERO 4838 PRINCIPE STEEL	1986	-96	0.72	30	3	23																												
0106102	PORONGUERO 4875 VALIANT	1986	-80	0.81	34	8	26	5.4	0.77	89	0.25	99	6	19																					
0106109	PORONGUERO 4880 VALIANT ROCKY	1986	-83	0.69	33	6	19	-5.8	0.62	23	-0.02	45	6	15																					



EVALUACION GENETICA PRELIMINAR NACIONAL RAZA HOLANDO 2010

Sección 3 - Toros Evaluados Nacidos antes de 1990

		LECHE					GRASA					PROTEINA					CARACTERISTICAS TIPO																							
		DEP	Rep	Per	NR	NH	DEP	Rep	Per	G%	Per%	NR	NH	DEP	Rep	Per	P%	Per%	NR	NH	CF	Rep	Per	NR	NH	EC	GR	PP	SM	UA	UP	CL								
0109828	PORONGUERO 4981 DYNAMO IRUPE	1987	225	0.75	94	3	40																																	
0109841	PORONGUERO 4990 TONY COCOCHO	1987	-97	0.96	30	42	281	-11.0	0.94	2	-11	2	13	182	-7.7	0.93	9	-0.03	28	10	148	-1.50	0.83	28	6	89	-1.18	-0.90	-0.47	-2.36	-1.54	-1.95	-1.72							
0110852	PORONGUERO 5027 LUCIO	1987	-146	0.87	18	3	66	-7.3	0.85	17	-0.03	37	3	65																										
0113553	PORONGUERO 5040 VALIANT	1988	-220	0.86	5	4	67	-10.7	0.84	2	-0.04	30	4	65																										
0114042	PORONGUERO 5064 ROYALTY	1988	-269	0.75	2	12	21	-9.1	0.63	6	0.02	76	5	11																										
0112300	PORONGUERO 5088 HANOVERHILL	1988	-182	0.81	11	3	45	-5.5	0.68	25	-0.05	23	3	20	-5.8	0.70	20	-0.01	50	3	23																			
0116531	PORONGUERO 5193 GOLIATH	1989	-231	0.64	4	4	25																																	
0117674	PORONGUERO 5247 ASTRONAUT	1989	39	0.72	64	3	18	1.1	0.68	67	0.01	70	3	15	4.4	0.68	88	0.10	99	3	16																			
SP1134	POTTS SOUTHERN MAN TWIN	1979	205	0.86	93	21	68	6.7	0.75	93	0.03	81	9	31																										
SP1477	PRICES ANNAS TONY -ET	1981	206	0.76	93	13	31	4.4	0.69	84	-0.03	37	7	20	2.6	0.63	79	0.00	63	5	12																			
SP2865	PRICES BONUS -ET	1989	147	0.83	86	10	57																																	
SP1987	PRICES MELWOOD PATTON -ET	1989	195	0.88	92	13	86																																	
SP2426	PUKERORO NORBERT LOU	1978	-87	0.66	32	6	24																																	
SR2121	RALMA B TROY TREASURE	1988	201	0.74	92	11	33																																	
0096789	RAN 111 ASTRONAUT NEVER	1983	-35	0.95	45	19	229	-1.9	0.94	48	-0.01	54	14	183	4.2	0.90	88	0.14	99	3	90																			
0077985	RAN 33 SYLVIO ASTRONAUT	1979	-18	0.81	50	6	33																																	
0117871	RANGER 148 RAMON DOS STARTE	1989	-79	0.68	34	4	27	-3.8	0.66	36	-0.01	54	4	26																										
SR1555	RANSOM RAIL ELIJAH -ET	1984	97	0.92	77	32	110	2.0	0.88	72	-0.05	23	19	71	-0.3	0.84	60	-0.04	20	13	40	0.07	0.66	65	7	26	-0.35	0.85	-1.84	0.42	0.61	0.66	0.05							
SR1271	REGANCREST SEXATION CHIEF	1981	-158	0.67	16	8	22	-5.9	0.60	23	0.01	70	4	17																										
SR1479	RESONS AVENGER	1983	27	0.96	61	46	212	-2.5	0.93	45	-0.02	45	25	126	-3.8	0.86	33	-0.02	38	14	39	0.13	0.76	66	10	42	1.17	-0.58	-0.25	-0.38	0.26	-1.22	-1.25							
0108489	RETAMA 420 ELEVATION	1987	8	0.72	56	5	31																																	
SR1568	REU-HEL FARMS VALIANT ANDY	1984	61	0.94	69	36	173	1.0	0.87	67	0.01	70	16	69	0.6	0.86	66	0.02	83	13	63	0.38	0.62	72	8	28	0.19	0.44	0.59	-0.14	-0.64	0.86	0.33							
SR2009	REYNOLD RAMBUCK	1986	81	0.83	74	10	53	0.3	0.78	62	0.01	70	4	34	-1.4	0.78	53	0.00	63	4	34																			
SR1970	RICECREST AL JAYBIRD -ET	1987	180	0.91	90	28	114	1.1	0.70	67	-0.09	5	7	23	3.0	0.71	81	-0.07	6	7	26																			
SR1272	RIPVALLEY VALIANT NI RUSS -ET	1981	-5	0.85	53	11	33	1.9	0.76	71	0.02	76	8	22																										
0106775	RNV BRENT BETINAL 1071	1986	-2	0.90	54	4	120																																	
SR1502	ROBE JAN SKYLER CHIEF	1979	219	0.95	94	46	202	-2.3	0.80	46	-1.12	1	19	41	-1.9	0.76	49	-1.13	0	13	32																			
SR1763	ROBTHOM CHAIRMAN BOONE -ET	1983	99	0.85	77	18	69	-1.2	0.67	52	-0.05	23	6	22																										
SR1312	ROBTHOM ORMSBY MERCEDES	1981	278	0.70	97	6	26																																	
SR2080	ROCBY BEAUTICIAN ADLER -ET	1989	-23	0.86	48	16	69	1.5	0.74	70	0.05	87	8	33	-0.8	0.76	57	0.02	83	8	36																			
SR1514	ROCKLANE BOVALIANT MR T	1984	99	0.93	77	39	165	-3.3	0.88	38	-1.10	3	18	92	-0.6	0.84	58	-1.10	1	14	57	-0.94	0.72	41	11	45	-0.48	-0.95	-0.35	-1.30	-1.53	-0.72	-0.31							



EVALUACION GENETICA PRELIMINAR NACIONAL RAZA HOLANDO 2010

Sección 3 - Toros Evaluados Nacidos antes de 1990

		LECHE					GRASA				PROTEINA				CARACTERISTICAS TIPO																						
		DEP	Rep	Per	NR	NH	DEP	Rep	Per	G%	Per%	NR	NH	DEP	Rep	Per	P%	Per%	NR	NH	CF	Rep	Per	NR	NH	EC	GR	PP	SM	UA	UP	CL					
SR1510	RONBETH PATENT	1983	-84	0.83	33	19	53																														
SR1551	RONNYBROOK BOVA MOORE -ET	1985	297	0.89	98	18	91	-0.5	0.76	57	-0.11	2	3	33	-1.6	0.71	51	-0.12	0	4	24																
0104730	ROSANJO PENITENTE MILU BETTY	1986	60	0.61	69	7	16																														
0084633	ROSANJO PERICON ELEVATION	1980	-114	0.76	26	5	10																														
0089614	ROSANJO PERLUCHO VALIANT -TE	1982	-181	0.84	11	9	39	-5.3	0.79	27	0.10	96	7	30																							
0112559	ROSANJO PURRETE VIC-RAY	1988	131	0.63	83	6	21																														
0098704	ROSANJO RANCHERO VALIANT	1984	-91	0.84	31	9	43																														
SR2526	ROTHROCK ROTATE LITURGY-ET	1987	210	0.66	93	6	19																														
SR1814	ROTHROCK TRADITION LEADMAN	1985	84	0.92	74	5	13	3.9	0.90	82	0.00	62	3	11	5.5	0.90	92	0.02	83	3	10	-0.83	0.82	46	3	16	-0.29	-0.88	-1.47	-0.69	-2.16	0.32	-0.33				
SR0222	ROUND OAK RAG APPLE ELEVATION	1965	-8	0.95	52	7	12	-0.3	0.93	58	-0.01	54	6	11																							
SR2105	ROYCEDALE APPROVAL -ET	1989	7	0.80	56	14	47																														
SR1515	RUSSELLDALE PROMISE -ET	1983	43	0.76	65	8	27	0.4	0.69	63	0.00	62	5	22																							
SS0705	S W D VALIANT	1973	31	0.98	62	10	29	-1.6	0.97	50	-0.01	54	7	25	-3.5	0.96	36	-0.01	50	6	11																
0111851	SAN ALBERTO 296-258 TONY COLLEN	1987	-123	0.75	23	7	30	-5.3	0.71	26	0.00	62	4	23																							
0113219	SAN ALBERTO 365-62 CORONADO	1988	-167	0.79	14	4	39	-8.9	0.75	8	-0.03	37	3	33																							
0115138	SAN ALBERTO 505-1213 WOODBINE	1989	-43	0.65	43	3	23																														
0115160	SAN ALBERTO 544-85 STARBUCK -TE	1989	-99	0.89	29	3	105	-4.1	0.84	34	0.03	81	3	75																							
0117024	SAN ALBERTO 616-278 MILNOR	1989	-6	0.70	53	3	31																														
0114929	SAN DIEGO 3 LUCKY	1988	-200	0.76	8	4	34																														
0091277	SAN ISIDRO'S 145 SUPER ASTRO	1981	-172	0.79	13	11	41	-8.8	0.75	8	-0.03	37	10	31																							
SS2382	SANDWATER INA STAR -ET	1989	101	0.95	78	34	229	3.3	0.90	79	0.03	81	21	104	-1.1	0.91	55	-0.06	9	21	119	1.25	0.79	90	10	82	1.51	1.56	1.42	-0.03	0.75	-0.14	1.44				
SS2600	SANDWATER INERTIA -ET	1989	225	0.84	94	11	61	5.3	0.76	89	-0.01	54	6	33	4.2	0.78	87	0.01	74	6	38																
SS1901	SCHUTZS BRASS BELL	1985	90	0.90	76	17	107	3.3	0.63	79	-0.03	37	6	19	4.4	0.61	89	-0.03	28	5	16																
SS1838	SCIL BUCKEYE -ET	1985	122	0.83	82	19	60	1.0	0.69	66	0.00	62	7	26	-2.4	0.66	44	-0.10	1	5	19																
0085151	SERRANO BOOTMAKER NORDIK	1981	49	0.84	66	8	34	-0.1	0.82	59	0.00	62	7	32																							
0085809	SERRANO ELEVATION	1981	-125	0.81	23	3	28																														
0115625	SERRANO EMPERADOR	1989	-18	0.99	50	165	1486	0.9	0.98	66	0.06	90	71	540	-0.4	0.97	60	0.04	92	63	437	-1.20	0.92	33	36	217	-0.16	-0.44	-2.33	-1.77	-1.59	-1.84	-0.42				
0114401	SERRANO INCREDIBLE YACI	1988	-154	0.85	17	4	63	-5.8	0.82	23	-0.02	45	3	58																							
0104481	SERRANO STEWART PRINCIPE	1986	-119	0.82	24	4	49	-4.6	0.82	30	-0.02	45	4	48																							
0095687	SERRANO TEMPO ELADIO	1983	-13	0.74	51	3	29																														
0114404	SERRANO TESK CREMOSO	1988	-64	0.87	38	4	79																														



EVALUACION GENETICA PRELIMINAR NACIONAL RAZA HOLANDO 2010

Sección 3 - Toros Evaluados Nacidos antes de 1990

	AÑO	LECHE					GRASA					PROTEINA					CARACTERISTICAS TIPO																					
		DEP	Rep	Per	NR	NH	DEP	Rep	Per	G%	Per%	NR	NH	DEP	Rep	Per	P%	Per%	NR	NH	CF	Rep	Per	NR	NH	EC	GR	PP	SM	UA	UP	CL						
0114395	SERRANO TONY VICARIO	1988	69	0.93	71	28	144	-1.4	0.87	52	-0.06	16	12	69	-3.3	0.82	37	-0.08	3	9	43																	
0105131	SERRANO VALIANT VIRREY -TE	1986	-171	0.70	13	3	20	-6.5	0.68	20	-0.01	54	3	17																								
0090633	SERRANO VICTORIO	1982	-108	0.85	27	5	50	-4.2	0.85	33	0.00	62	5	48																								
0116478	SERRANO WARDEN VALIENTE -TE	1989	-118	0.69	25	6	20																															
SS2120	SHADE-E-LANE-C MONTANA -ET	1989	203	0.93	93	40	167	-0.3	0.84	58	-0.06	16	17	72	0.9	0.84	69	-0.06	9	17	72																	
SS2407	SHADE-E-LANE-C SWORD -ET	1989	121	0.91	82	25	123	7.7	0.70	96	0.11	97	10	27	4.2	0.71	87	0.03	88	10	28	1.06	0.66	87	7	37	1.21	0.39	1.41	1.02	0.71	0.97	1.27					
SS1607	SHAVER FARM KEEGAN -ET	1985	89	0.79	75	10	35	-0.0	0.68	60	0.01	70	5	19	-4.7	0.63	27	-0.11	0	3	13																	
SS1839	SHERTUCK MISTER BOVA -ET	1985	217	0.95	94	38	226	5.8	0.89	90	0.01	70	21	99	3.1	0.89	82	-0.01	50	19	92	-0.32	0.78	57	14	73	-1.01	-0.43	-0.52	0.10	0.02	0.20	-0.06					
SS1902	SHEY-LAND MARK AUSTIN -ET	1986	252	0.85	96	18	61	1.4	0.68	68	-0.08	7	9	15	0.0	0.68	63	-0.10	1	10	16																	
SS2241	SHEY-LAND MARK EDSON-ET	1986	104	0.60	78	6	18																															
SS2175	SHEY-LAND MARK SLOGAN -ET	1987	207	0.90	93	18	103	4.1	0.79	83	-0.06	16	8	44	4.1	0.79	86	-0.04	20	8	44																	
SS1755	SINGING-BROOK MARVEL	1987	213	0.89	93	17	103	7.8	0.66	96	0.08	94	8	22	0.8	0.64	68	-0.04	20	6	19	1.76	0.64	95	4	38	2.77	0.15	1.42	1.50	1.71	1.35	2.50					
SS2267	SINGING-BROOK N-B ANDY -ET	1986	131	0.94	83	32	184	-1.4	0.86	51	-0.08	7	13	80	2.6	0.86	78	0.01	74	11	76																	
SS1812	SINGING-BROOK N-B MASCOT -ET	1986	82	0.93	74	10	39	-0.8	0.90	55	-0.06	16	10	35	2.3	0.90	76	0.03	88	10	31	1.57	0.84	94	8	34	-0.18	-1.04	1.64	2.55	2.35	2.35	1.78					
SS2495	SIR CAL-DENIER MARK IVAR-ET	1985	193	0.76	91	7	39																															
SS1864	SIR MARCREST ANCHOR	1985	21	0.69	59	12	26																															
SS2078	SIR ODYSSEY BREWER -ET	1987	196	0.80	92	12	46	-0.0	0.72	59	-0.06	16	6	28	-0.3	0.71	60	-0.07	6	6	25																	
SS2494	SIR SECRET DESIRE -ET	1989	156	0.90	87	22	132	4.7	0.79	86	0.10	96	8	55	1.2	0.80	71	0.01	74	8	56																	
SS2032	SOUTHERN-ELITE STEDYEDDY -ET	1987	149	0.83	86	8	53	1.7	0.74	70	-0.02	45	5	34	0.3	0.72	64	-0.04	20	5	31	1.31	0.60	91	3	25	0.53	-0.86	2.97	1.42	0.98	1.55	2.44					
SS1553	SOUTHWIND BELL OF BAR LEE	1984	179	0.92	90	15	62	8.3	0.87	96	0.02	76	11	37	7.3	0.86	96	0.05	95	11	27	-0.53	0.74	53	7	20	1.89	-1.76	0.95	-1.32	-0.81	-1.11	0.72					
SS1567	SPRING LANE BRILLIANTS BRAVO	1985	89	0.79	75	8	27	1.9	0.73	72	-0.02	45	4	18	-1.1	0.67	55	-0.03	28	3	12																	
SS1562	STAR-BRIGHT-VU FOUNDATION -ET	1980	67	0.93	70	28	147	-3.5	0.80	37	-0.03	37	13	44	-1.9	0.74	48	-0.03	28	10	30																	
SS1260	STARTMORE STERLING -ET	1981	-22	0.74	49	13	20	3.9	0.70	82	0.10	96	10	17																								
SS1790	STARTMORE SUPREME -ET	1986	-14	0.72	51	6	24	-0.3	0.70	58	0.06	90	5	23	-1.0	0.67	55	0.06	97	4	17																	
SS2047	STELFO	1986	-149	0.64	18	5	24																															
SS1208	STRICKLER KEN ROYAL	1975	35	0.84	62	17	54	3.7	0.78	81	0.09	95	12	39																								
SS1569	STRICKLER MGM GAMBLER -ET	1980	362	0.65	99	6	13																															
SS1866	STRICKLER RO CADILLAC -ET	1987	192	0.93	91	35	174	-0.6	0.82	56	-0.04	30	14	59	2.2	0.83	76	-0.05	14	13	61																	
SS1789	SUNNYLODGE SUNRISE -ET	1987	6	0.69	55	7	25	0.3	0.61	62	0.02	76	5	18	-3.9	0.63	33	-0.04	20	5	20																	
SS2567	SWAN-VIEW GOLDEN- RULE	1984	80	0.61	73	8	17																															
ST1904	TAGWOOD ROYALTY ADAPTER -ET	1987	137	0.80	84	16	55																															



EVALUACION GENETICA PRELIMINAR NACIONAL RAZA HOLANDO 2010

Sección 3 - Toros Evaluados Nacidos antes de 1990

			LECHE					GRASA					PROTEINA					CARACTERISTICAS TIPO																			
			DEP	Rep	Per	NR	NH	DEP	Rep	Per	G%	Per%	NR	NH	DEP	Rep	Per	P%	Per%	NR	NH	CF	Rep	Per	NR	NH	EC	GR	PP	SM	UA	UP	CL				
ST1948	TEMPLDALE	JAVELIN -ET	1988	295	0.87	98	21	83	11.1	0.80	99	-0.1	54	11	48	5.8	0.80	93	-0.7	6	10	48															
ST2489	TENAS	BLACKSTAR	1989	-114	0.65	26	9	21																													
ST1243	TESK HOLM	VALIANT ROCKIE	1981	89	0.91	75	12	21	1.3	0.89	68	-0.3	37	11	18	2.9	0.88	80	-0.1	50	10	15															
0109302	TESON 11	SAMMY VALIANT	1987	91	0.91	76	3	105																													
ST1446	TIHO BELL	RINGER -ET	1982	300	0.83	98	11	52	7.1	0.71	94	0.0	62	5	25	4.2	0.63	87	0.0	63	4	14															
ST1314	TIKVAH	SUPERMAN -ET	1982	98	0.96	77	51	227	-0.3	0.91	57	-0.4	30	27	98	-2.7	0.86	42	-0.6	9	13	56	-0.09	0.72	62	8	30	0.04	-0.07	-0.53	-0.05	0.10	-0.88	-0.47			
ST2360	TITUS		1986	324	0.86	99	13	80	6.6	0.73	93	-0.3	37	4	34	6.2	0.73	94	-0.4	20	4	34															
ST1559	TO MAR	BLACKSTAR -ET	1983	113	0.97	80	14	27	3.5	0.96	80	0.0	62	12	23	2.4	0.96	77	-0.1	50	9	19	1.76	0.94	95	5	20	1.30	0.45	2.00	1.33	1.60	0.93	1.64			
ST1772	TO-MAR	HORTON -ET	1985	232	0.69	95	6	21																													
ST1988	TO-MAR	KALIMAN -ET	1989	73	0.88	72	18	84	3.7	0.71	81	0.08	94	10	28	2.2	0.70	75	-0.3	28	10	27	-0.11	0.60	61	6	23	-0.34	-0.22	-1.34	1.20	0.71	0.91	-0.42			
ST1804	TO-MAR	STARWALKER -ET	1985	154	0.89	87	26	81	-0.2	0.80	58	-0.4	30	14	32	-3.9	0.80	33	-0.8	3	13	31	-0.03	0.63	63	7	18	0.94	0.38	-0.49	0.16	0.12	0.80	0.08			
ST1306	TRI Q	CHEKD GOLD BELL	1982	257	0.95	97	29	205	5.7	0.90	90	-0.2	45	16	108	4.2	0.84	88	-0.5	14	9	45															
ST1194	TRI TOWN	STEADY SPIPPER	1979	133	0.93	84	34	126	4.8	0.90	86	0.09	95	23	87	1.2	0.90	71	0.01	74	20	78	0.61	0.74	77	10	29	-0.06	-0.61	2.01	0.57	0.47	0.44	0.91			
0097665	TRIUNFO	ASTRONAUT MININA	1984	-151	0.68	17	3	23																													
SU2491	UDDER-J	FAYVORABLE	1989	124	0.88	82	23	92	1.2	0.70	68	-0.13	0	9	28	1.7	0.71	73	-0.1	1	9	29															
0081115	ULTRA	CRYSTAN SUNNY TWIN	1978	-353	0.87	0	5	25	-13.7	0.86	0	0.03	81	5	24																						
SU1643	UNITED	LOYALTY -ET	1985	30	0.91	61	29	114	0.5	0.82	63	0.03	81	16	55	-3.6	0.79	35	-0.1	50	16	42															
SU1311	UTAG	VALIANT FANCY PAUL -ET	1982	242	0.94	96	34	162	3.3	0.90	79	-0.9	5	23	109	-0.2	0.86	60	-0.13	0	18	69	0.36	0.77	71	10	63	1.23	-0.06	1.00	0.28	0.08	0.52	0.84			
SV1244	VALENTIA	VALIANT KERMIT	1980	46	0.68	65	7	12																													
SV1725	VALHALLA	MARKED DESIGN -ET	1986	378	0.65	99	9	15																													
SV1939	VEAZLAND	ROTATE DELIGHT -ET	1986	388	0.82	99	18	50	8.0	0.66	96	-0.3	37	5	17	4.0	0.66	86	-0.1	1	6	17															
SV1959	VEAZLAND	ROTATE DYLAN -ET	1987	212	0.96	93	66	280	7.2	0.89	95	0.0	62	23	107	3.0	0.89	80	-0.1	50	25	102	0.42	0.73	72	14	48	0.21	-1.45	2.04	0.54	0.22	1.17	0.99			
0115849	VENTARRON 67	CAMPEONASO	1989	-118	0.84	25	3	55																													
SV1863	VI-POND-VIEW	STEADY ARI -ET	1987	159	0.93	87	33	154	6.9	0.77	94	0.02	76	12	40	-0.6	0.75	58	-0.9	2	9	32	0.45	0.63	73	7	32	-0.93	-1.11	1.70	0.95	0.30	1.11	0.73			
SV1599	VIR CLAR	ENCHANTING DECAL -ET	1984	167	0.93	88	41	175	3.5	0.78	80	-0.3	37	18	46	-3.2	0.76	39	-0.7	6	17	35	0.17	0.69	67	8	43	1.09	1.69	-0.68	-0.08	-0.40	-0.05	0.59			
SV2232	VIR-CLAR	JESMARK	1987	277	0.77	97	13	37																													
SW2467	WA-DEL	MYSTIQUE -ET	1989	241	0.83	96	8	58															0.20	0.63	68	4	23	2.10	0.32	0.19	-0.36	-0.36	0.13	1.32			
SW2033	WA-DEL	RC MACK -ET	1989	328	0.97	99	55	461	7.9	0.94	96	-0.2	45	30	205	7.0	0.94	96	-0.4	20	30	204	0.87	0.84	83	13	107	0.98	-2.41	0.74	1.24	2.27	0.08	1.94			
SW2162	WA-DEL	RC MATT-ET	1989	254	0.72	96	4	17																													
SW2325	WA-DEL	STAR KIRBY -ET	1989	196	0.80	92	4	54	9.4	0.77	97	0.08	94	3	47	6.4	0.78	95	0.03	88	3	49															
SW2405	WAGIL	BELL SUMMIT	1988	277	0.97	97	55	421	0.3	0.92	61	-0.15	0	25	128	4.8	0.92	90	-0.6	9	25	137	-0.33	0.68	57	11	29	0.39	0.10	-0.15	-0.63	-0.13	-1.07	-0.17			



EVALUACION GENETICA PRELIMINAR NACIONAL RAZA HOLANDO 2010

Sección 3 - Toros Evaluados Nacidos antes de 1990

		LECHE					GRASA					PROTEINA					CARACTERISTICAS TIPO																
		DEP	Rep	Per	NR	NH	DEP	Rep	Per	G%	Per%	NR	NH	DEP	Rep	Per	P%	Per%	NR	NH	CF	Rep	Per	NR	NH	EC	GR	PP	SM	UA	UP	CL	
0097277 WALEBE PRINCE CHARMING -ET	1980	5	0.96	55	36	159	-3.6	0.93	37	-0.04	30	21	71	-8.0	0.87	8	-0.03	28	8	17													
SW1263 WALKERBRAE ECLIPSE	1981	-130	0.72	22	6	21	-4.9	0.67	29	0.01	70	5	19																				
0094274 WALLIS ROYALTY MORCREST	1983	-98	0.65	29	3	19																											
SW1944 WALNUTDALE BOVA ROCKY -ET	1985	184	0.90	90	21	104	4.8	0.75	86	0.02	76	8	31	1.7	0.73	73	0.00	63	8	28													
SW2383 WEAVERLINE ENERGY -ET	1989	117	0.83	81	14	63	6.3	0.72	92	0.08	94	5	32	4.0	0.72	86	0.03	88	5	32													
SW2266 WEL-BROOK ROYAL GENTRY -ET	1986	-18	0.89	50	38	112	0.3	0.71	61	0.06	90	13	28	1.5	0.72	72	0.05	95	13	30													
SW1903 WEL-BROOK ROYALTY GRANT -ET	1986	196	0.97	92	61	431	-9.6	0.91	5	-0.17	0	28	128	1.8	0.92	74	0.01	74	24	134	0.46	0.85	73	14	99	-1.24	0.57	-0.40	0.72	1.40	0.29	-0.27	
SW1534 WENTLAND BELL ROCKY -ET	1981	311	0.89	98	20	88	-1.9	0.71	48	-0.16	0	9	32	0.2	0.67	64	-0.12	0	7	22													
SW1943 WHITELEATHER NBOY RA SWD -ET	1986	204	0.70	93	9	26																											
SW1723 WHITELEATHER SWD MARK	1986	193	0.61	91	7	14																											
SW1893 WHITERIVER ROOKIE -ET	1985	155	0.96	87	65	291	-0.2	0.91	59	-0.06	16	24	128	3.5	0.91	83	0.01	74	23	116	0.05	0.67	65	11	35	-0.98	1.01	0.11	0.83	0.87	-0.10	-0.32	
SW1811 WILLOWLAND MARK IV	1986	235	0.86	95	19	67	5.3	0.71	88	-0.01	54	12	26	0.9	0.70	69	-0.09	2	11	23													
SW1207 WILLOWTREE TYPENAKER -ET	1981	138	0.89	84	11	57	0.5	0.88	63	-0.04	30	11	57																				
SW1601 WINTERPLACE CHIEF OF HHH	1979	72	0.80	72	8	45																											
SW1230 WOODBINE ELLAS INCREDIBLE -ET	1981	31	0.95	62	26	176	-5.9	0.88	23	-0.13	0	15	62	-5.4	0.82	23	-0.09	2	12	33	0.40	0.65	72	6	23	0.23	0.65	0.64	0.25	0.27	-0.24	-0.21	
SW1460 WOODBINE K GOLD DUSTER -ET	1983	367	0.95	99	41	180	-1.2	0.87	52	-0.18	0	22	59	-1.2	0.84	55	-0.13	0	18	43	0.48	0.73	74	12	43	0.20	1.71	-1.56	0.97	0.29	1.07	0.25	
SW1145 WOODBINE K VALIANT EDDIE -ET	1983	109	0.80	79	23	38	-5.5	0.75	25	-0.16	0	17	28	-2.5	0.73	44	-0.08	3	12	23													
SW2038 WOODCREEK SKYLARK -ET	1986	260	0.97	97	73	398	10.5	0.93	98	0.08	94	25	152	4.5	0.93	89	-0.01	50	24	155	0.96	0.69	85	11	42	1.55	-3.28	2.05	0.44	-0.07	1.03	1.86	
SW1980 WORMONT CLEITUS DUBLIN -ET	1989	114	0.82	80	27	54																											
SW1949 WRICO C MARK KANSO -ET	1987	105	0.97	78	97	455	6.3	0.94	92	0.06	90	45	181	1.2	0.94	70	-0.03	28	46	184	0.39	0.80	72	23	79	2.27	2.54	-0.55	0.00	1.01	-0.76	-0.15	
SZ2118 ZIELLAND ZEB0	1989	144	0.93	85	47	159	4.9	0.89	87	-0.04	30	26	102	6.4	0.89	95	-0.02	38	28	106	0.07	0.71	65	11	38	0.54	-1.33	-0.91	-0.19	-0.43	0.33	0.50	